



Report No.:

Test Time: 27/09/2018 11:44

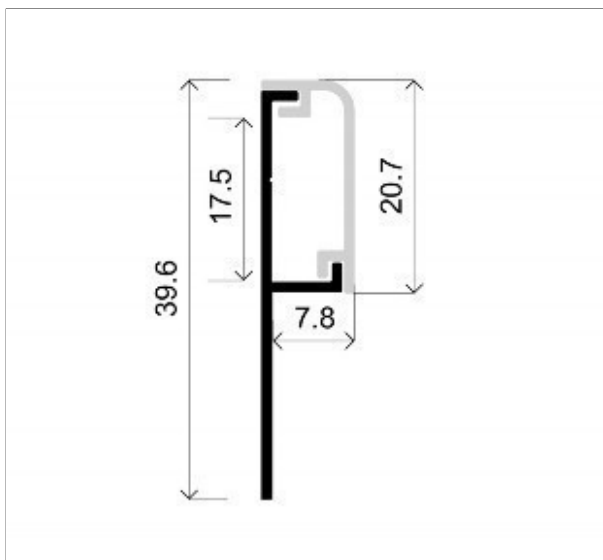
Luminaire Property

Luminaire Manufacturer: Lighting Line
 Luminaire Description: LLP-TI02-10 + LLD-10-LS
 Lamp Description: Strip 14,4W/m 60led/m Number of Lamps: 1
 Lumens per Lamp: 1579 lm Voltage: 24.0 V
 Current: 0.580 A Power: 13.91 W
 Power Factor: 1.000

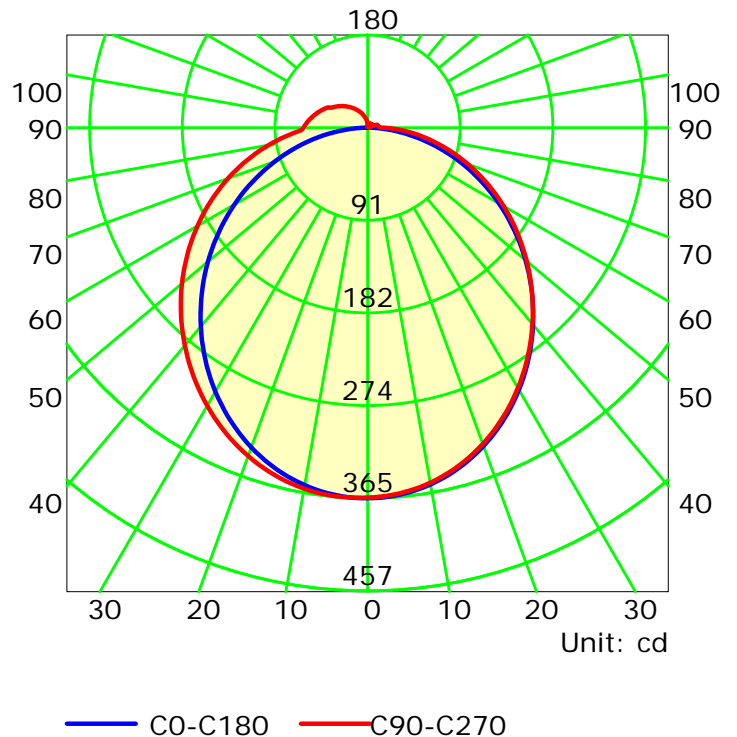
Photometric Results

CIE Class: Direct	Total Rated Lamp Lumens: 1579.0 lm
Measurement Flux: 1171.5 lm	Efficiency: 74.19%
Downward Ratio: 68.82%	Upward Ratio: 5.38%
Field Angle(C0/C180,C90/C270,C45/C225,C135/315): 162.8, 210.4, 182.3, 178.8	
Beam Angle(C0/C180,C90/C270,C45/C225,C135/315): 108.1, 116.9, 113.2, 112.9	
Luminaire Efficacy Rating (LER): 84.27	Central Intensity: 365.74 cd
Max. Intensity: 365.74 cd	Pos of Max. Intensity: H0 V0
S/MH(C0/C180): 1.22	S/MH(C90/C270): 1.25

Picture Of Luminaire



Luminous Intensity Distribution Curve

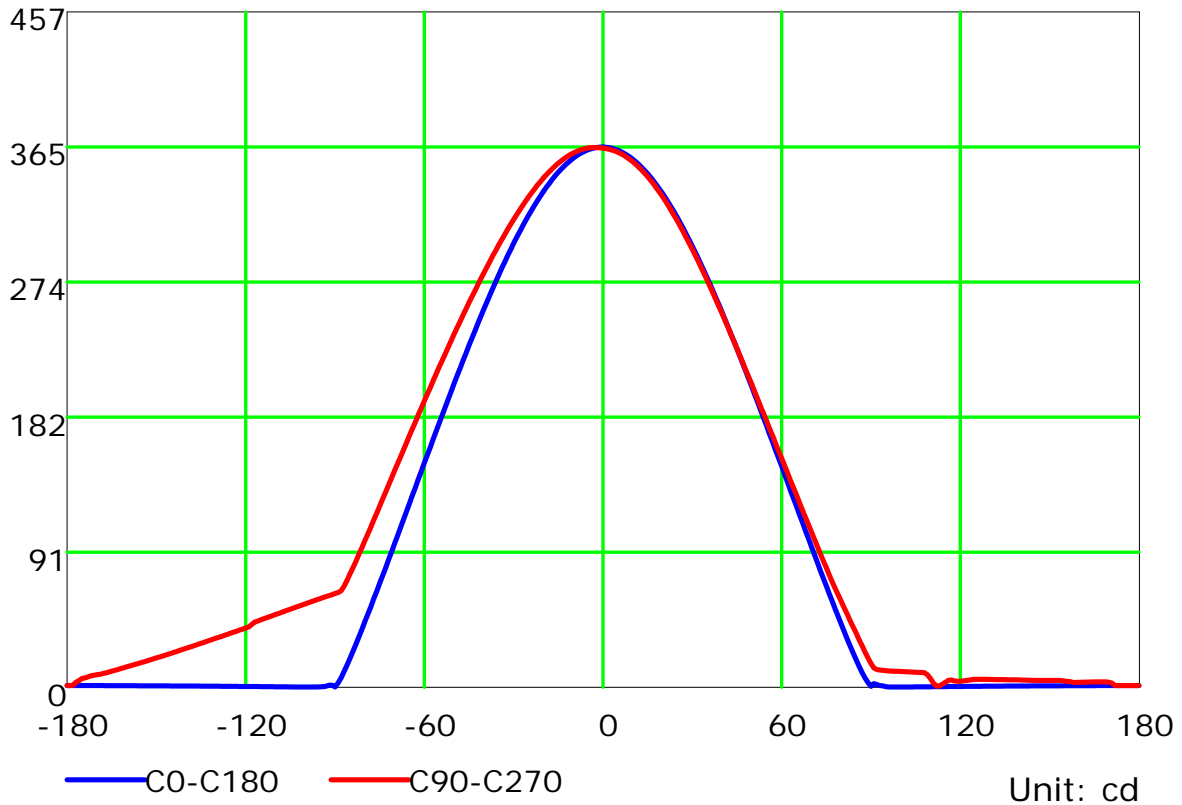
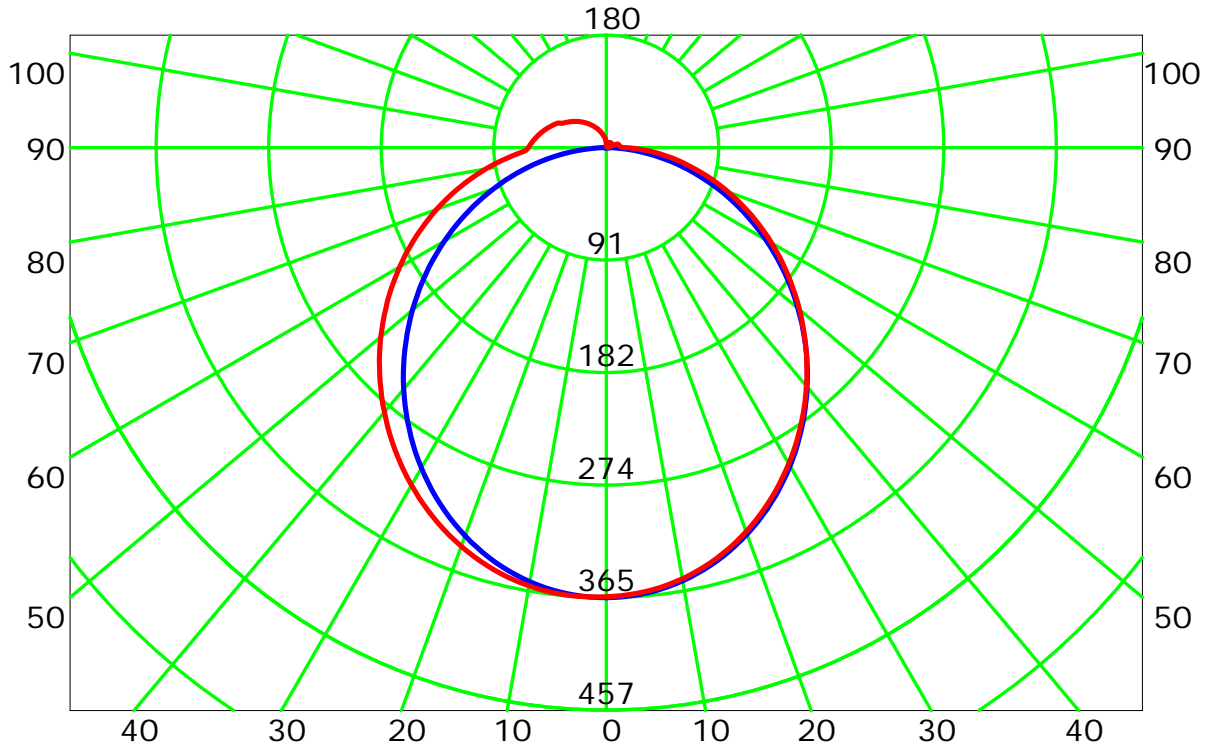


C Plane (°):0.0-360.0: 10.0
 Test Lab:
 Test Type: TYPE C
 Temperature:
 Operator:

Gamma Plane (°):0.0-180.0:1.0
 Test Device: GPM-2000
 Distance: 7.970 m
 Humidity:
 Inspector:



Luminous Intensity Distribution Curve

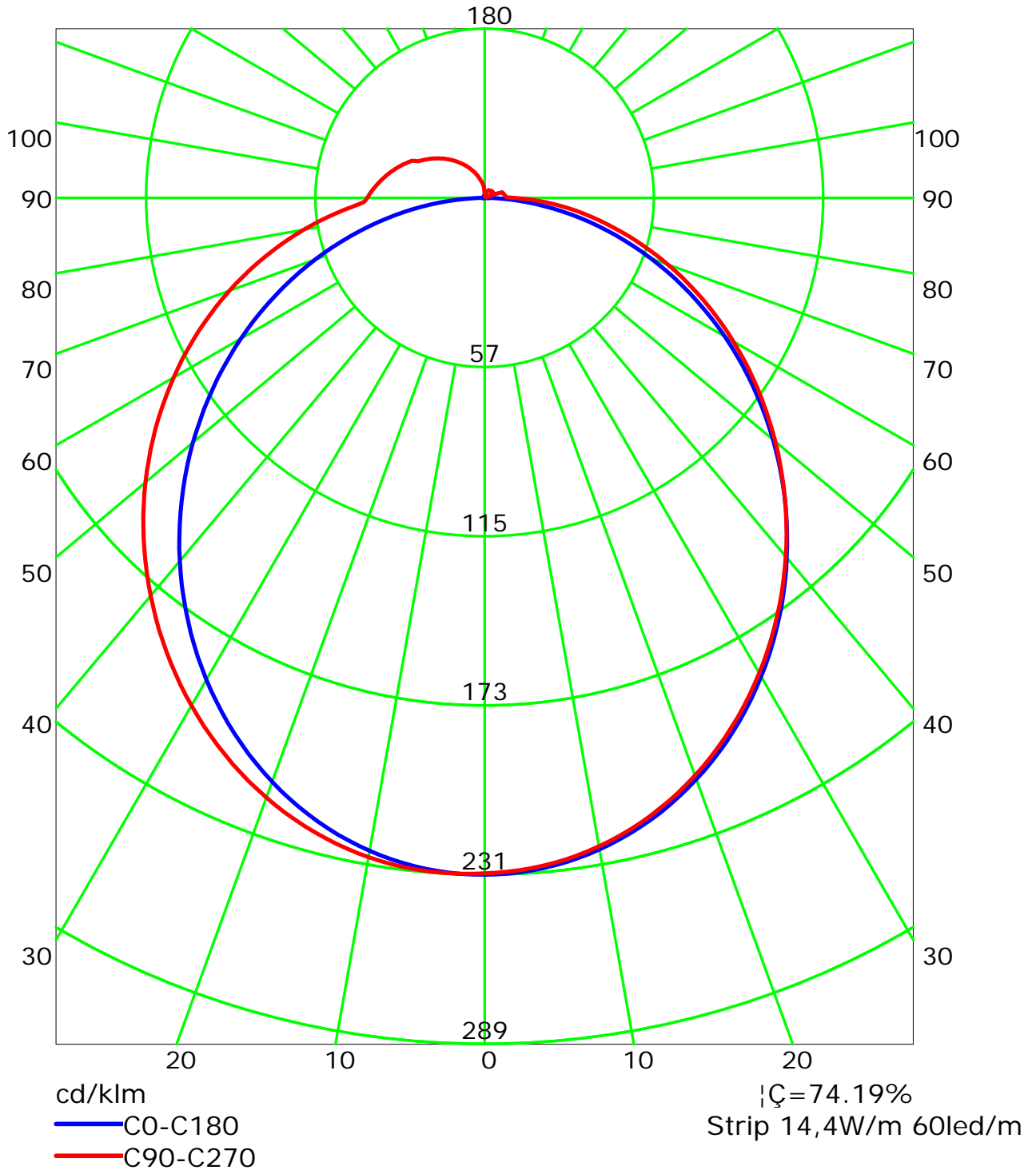


C Plane (°):0.0-360.0: 10.0
Test Lab:
Test Type: TYPE C
Temperature:
Operator:

Gamma Plane (°):0.0-180.0:1.0
Test Device: GPM-2000
Distance: 7.970 m
Humidity:
Inspector:



Luminous Intensity Distribution Curve(cd/klm)

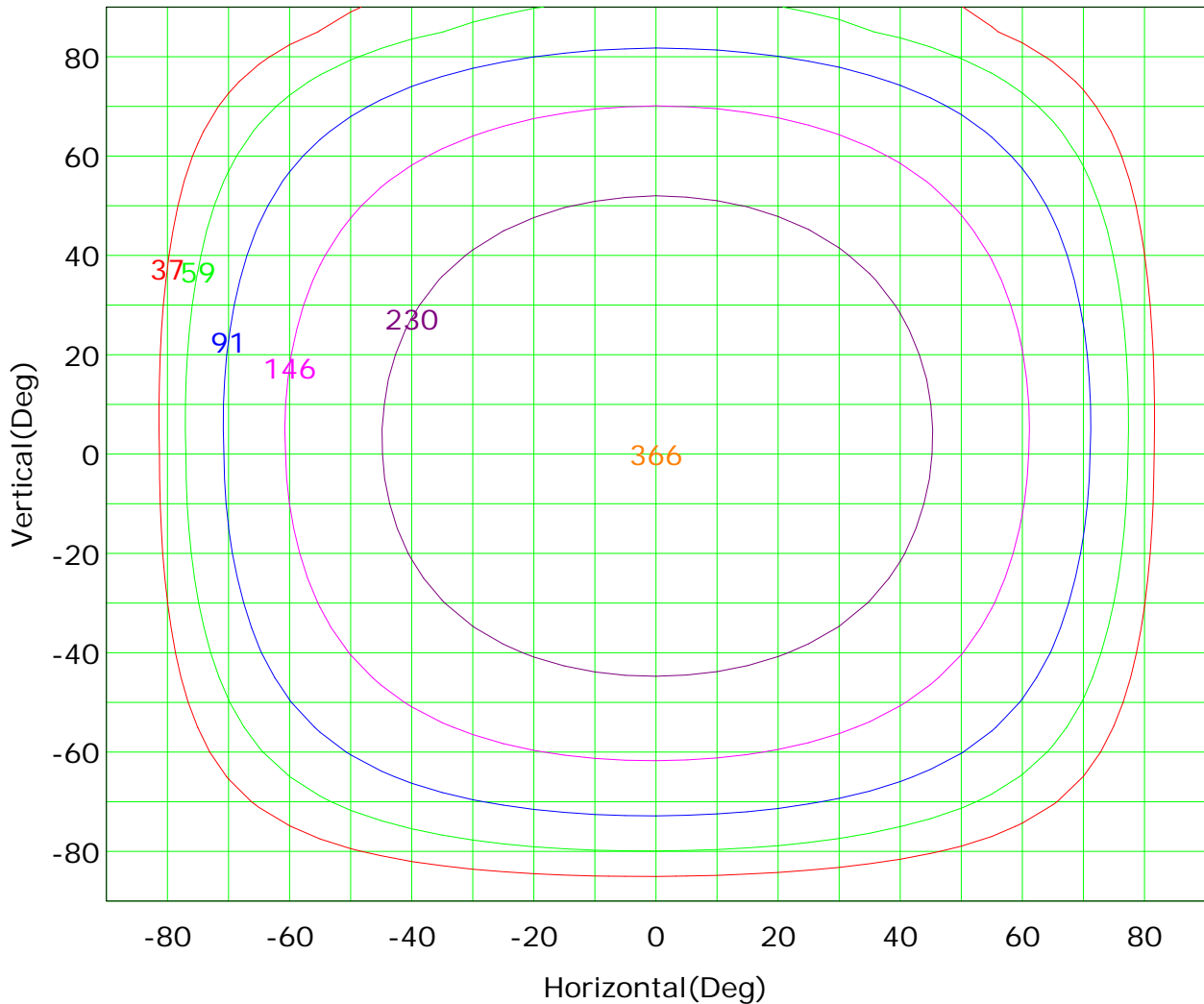


C Plane (°):0.0-360.0: 10.0
Test Lab:
Test Type: TYPE C
Temperature:
Operator:

Gamma Plane (°):0.0-180.0:1.0
Test Device: GPM-2000
Distance: 7.970 m
Humidity:
Inspector:



Isocandela (rectangle)



Imax (100%): 366 cd

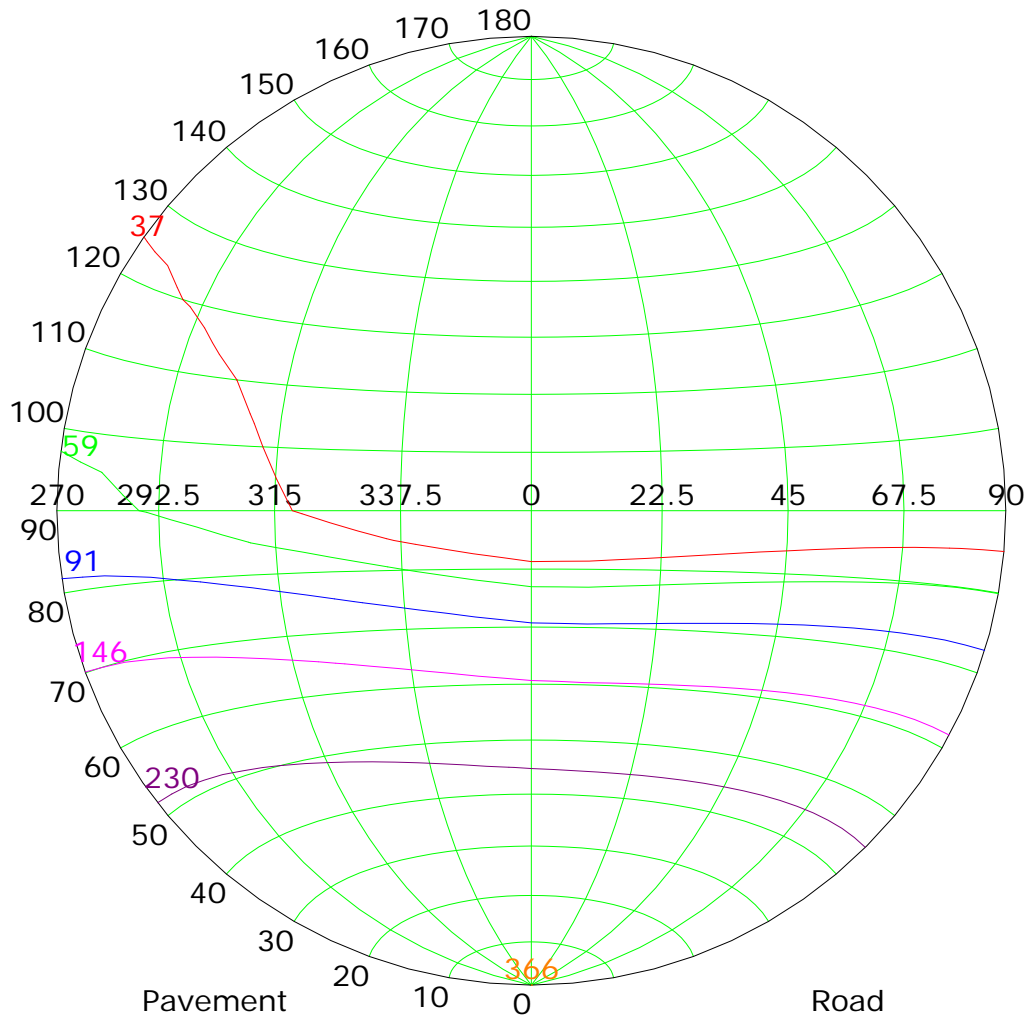
— (10%):	37 cd	— (16%):	59 cd
— (25%):	91 cd	— (40%):	146 cd
— (63%):	230 cd	— (100%):	366 cd

C Plane (°):0.0-360.0: 10.0
 Test Lab:
 Test Type: TYPE C
 Temperature:
 Operator:

Gamma Plane (°):0.0-180.0:1.0
 Test Device: GPM-2000
 Distance: 7.970 m
 Humidity:
 Inspector:



Isocandela (sphere)



Imax (100%): 366 cd

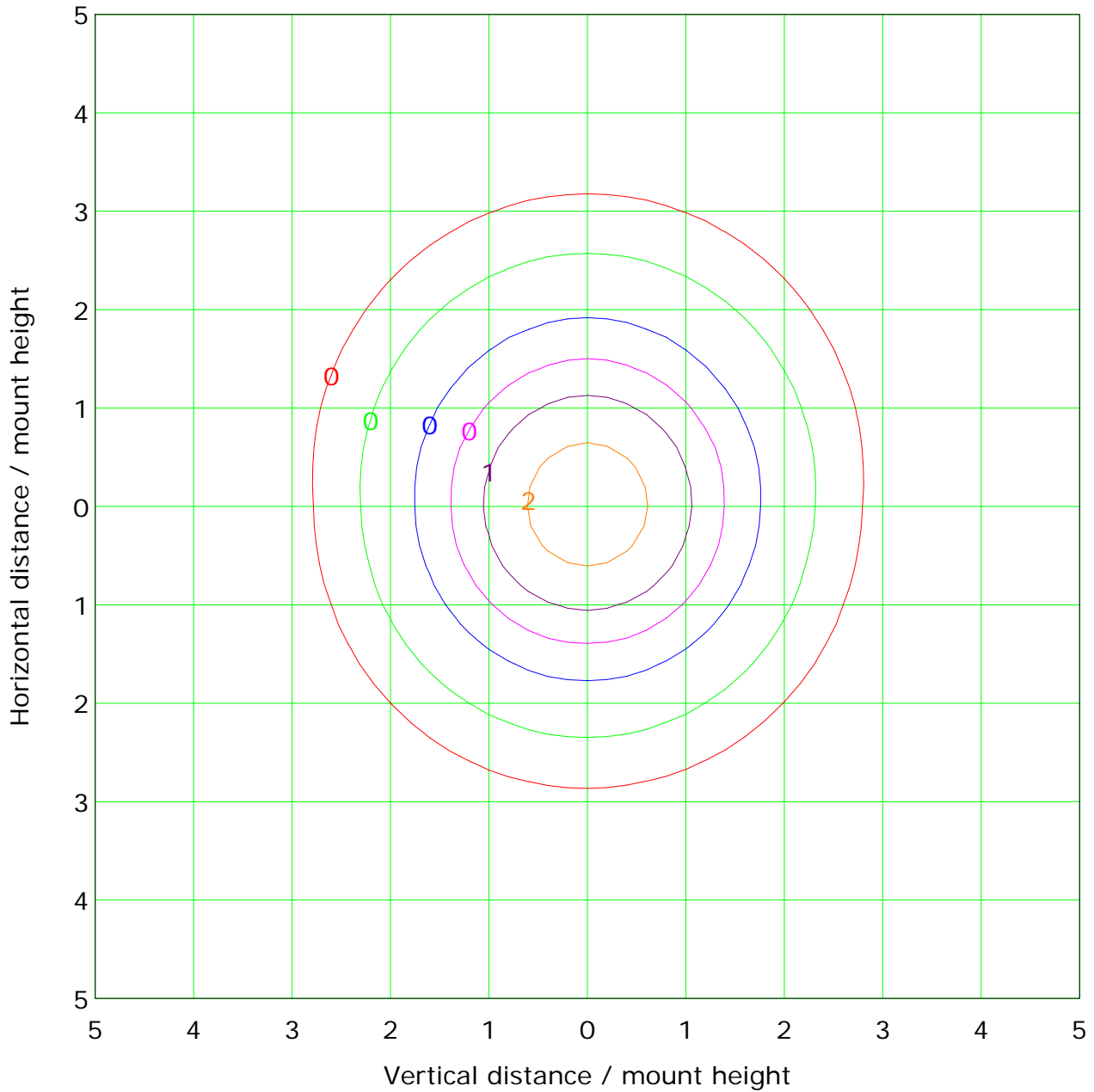
— (10%):	37 cd	— (16%):	59 cd
— (25%):	91 cd	— (40%):	146 cd
— (63%):	230 cd	— (100%):	366 cd

C Plane (°):0.0-360.0: 10.0
 Test Lab:
 Test Type: TYPE C
 Temperature:
 Operator:

Gamma Plane (°):0.0-180.0:1.0
 Test Device: GPM-2000
 Distance: 7.970 m
 Humidity:
 Inspector:



IsoLux Plot



Mounting Height: 10.0m		Max Lux(100%): 3.7 lx	
— (1%):	0.0 lx	— (2%):	0.1 lx
— (5%):	0.2 lx	— (10%):	0.4 lx
— (20%):	0.7 lx	— (50%):	1.8 lx
— (100%):	3.7 lx		

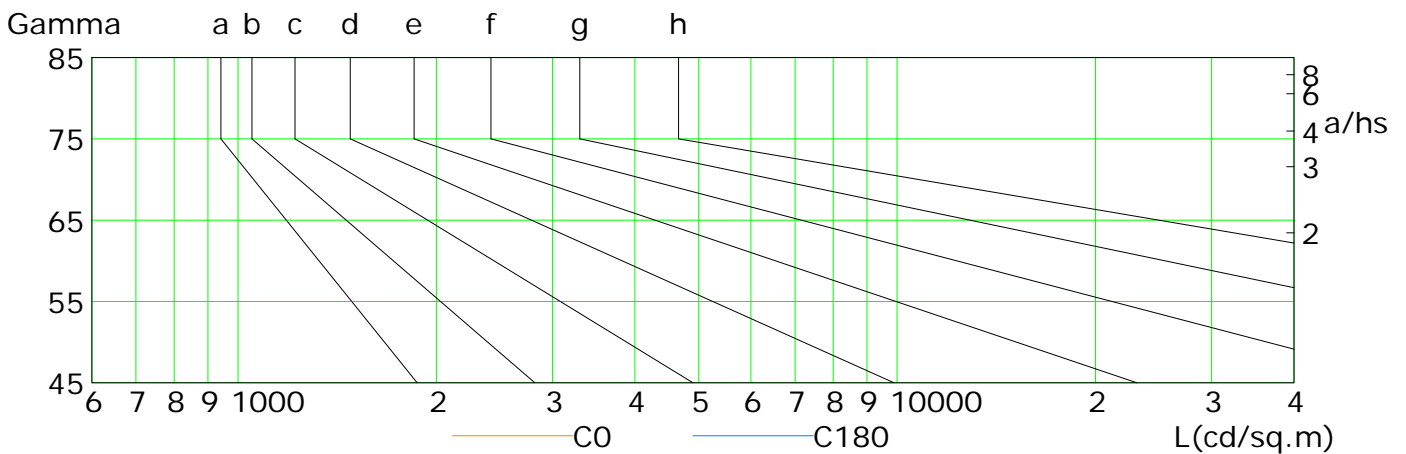
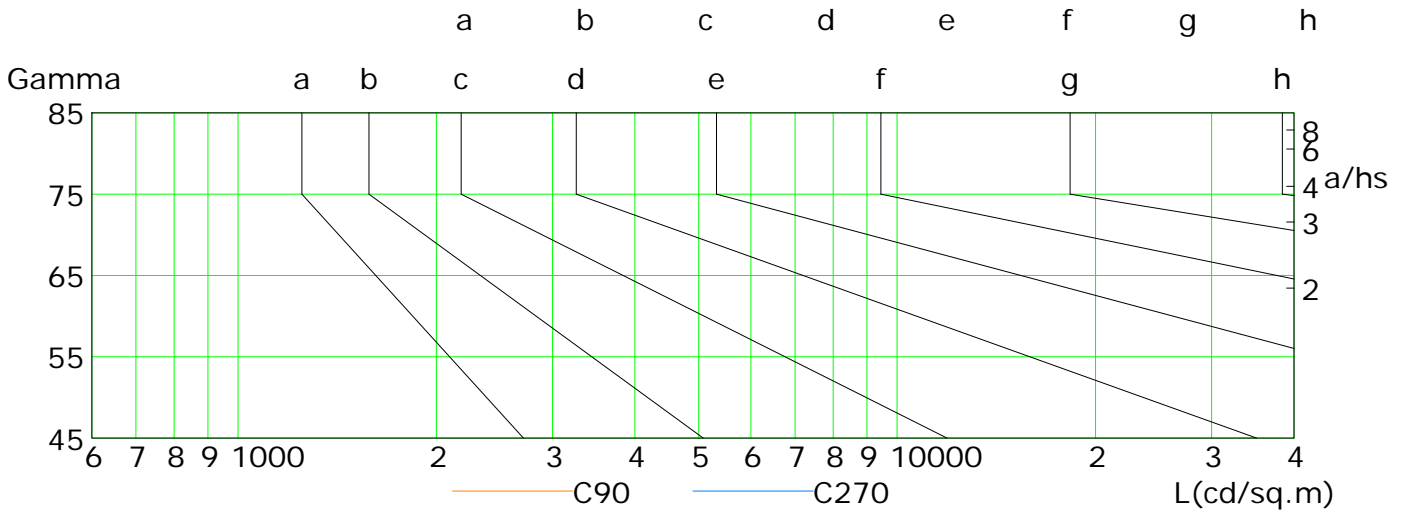
C Plane (°):0.0-360.0: 10.0
 Test Lab:
 Test Type: TYPE C
 Temperature:
 Operator:

Gamma Plane (°):0.0-180.0:1.0
 Test Device: GPM-2000
 Distance: 7.970 m
 Humidity:
 Inspector:



Lum Limit Curve

Dazzle	Quality	Illuminance (lx)							
		a	b	c	d	e	f	g	h
1.15	A	2000	1000	500	<=300				
1.50	B		2000	1000	500	<=300			
1.85	C			2000	1000	500	<=300		
2.20	D				2000	1000	500	<=300	
2.55	E					2000	1000	500	<=300



L(cd/sq.m)	G45	G50	G55	G60	G65	G70	G75	G80	G85
C0	229	203	177	150	123	95	69	43	19
C90	229	205	180	155	130	105	81	58	37
C180	232	206	179	152	125	97	71	44	20
C270	260	239	217	194	171	147	123	99	77

C Plane (°):0.0-360.0: 10.0

Test Lab:

Test Type: TYPE C

Temperature:

Operator:

Gamma Plane (°):0.0-180.0:1.0

Test Device: GPM-2000

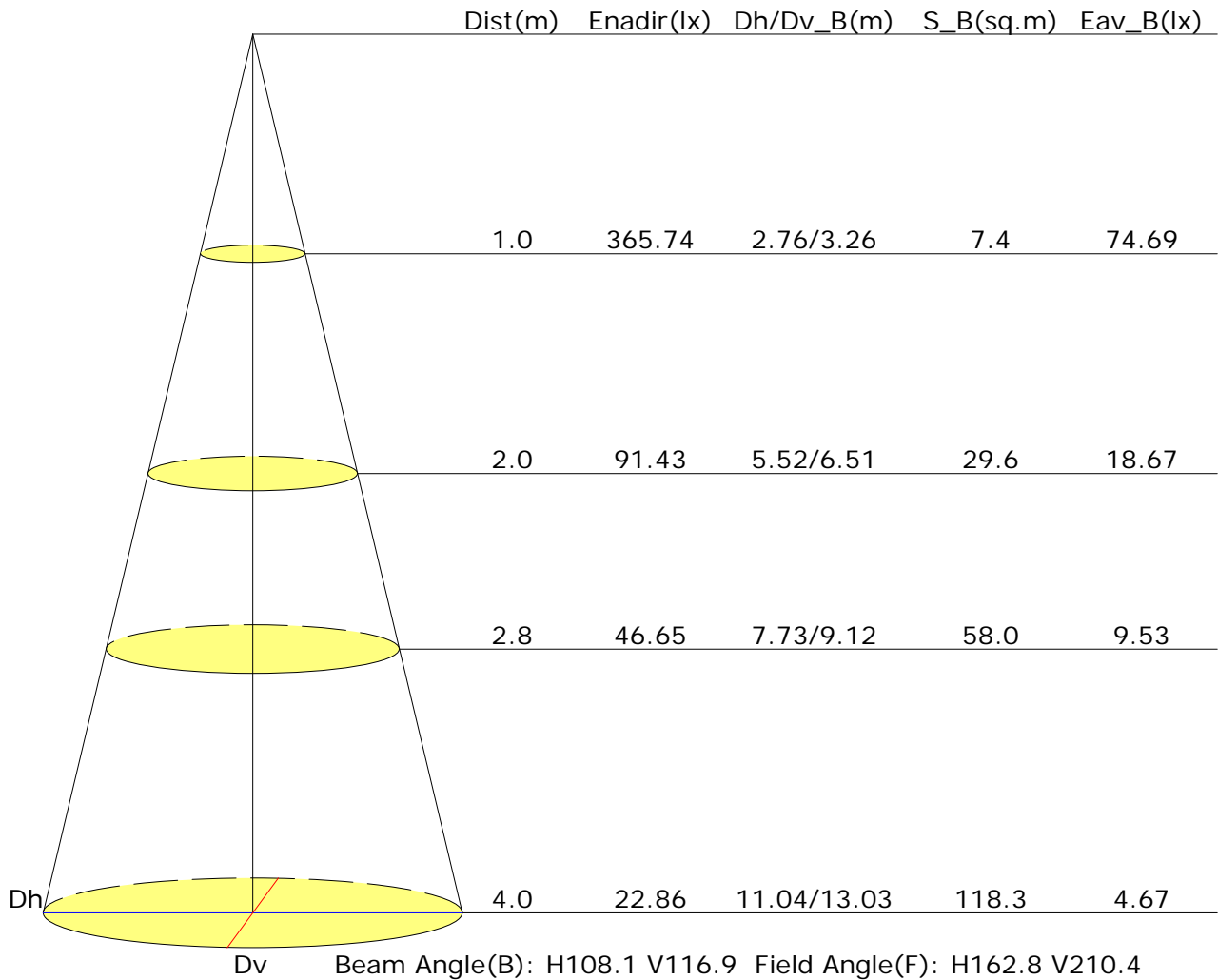
Distance: 7.970 m

Humidity:

Inspector:

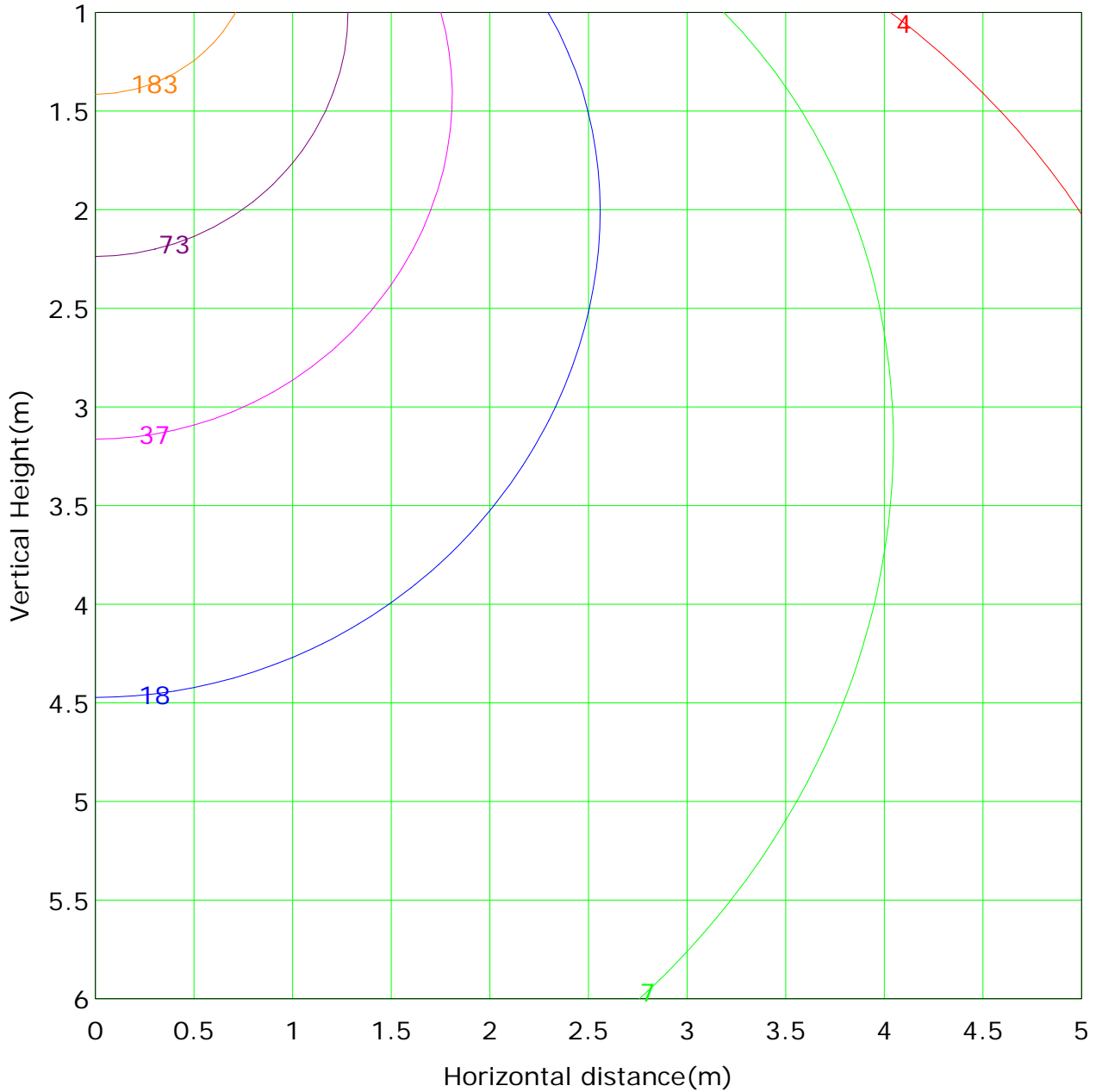


Illuminance at a Distance





Vertical IsoLux Plot



Lowest(m): 1.0m	Highest(m): 6.0m	Max Lux: 365.7 lx
— (1%): 3.7 lx	— (2%): 7.3 lx	
— (5%): 18.3 lx	— (10%): 36.6 lx	
— (20%): 73.1 lx	— (50%): 182.9 lx	
— (100%): 365.7 lx		

C Plane (°):0.0-360.0: 10.0
 Test Lab:
 Test Type: TYPE C
 Temperature:
 Operator:

Gamma Plane (°):0.0-180.0:1.0
 Test Device: GPM-2000
 Distance: 7.970 m
 Humidity:
 Inspector: