



Report No.:

Test Time: 20/09/2022 16:46

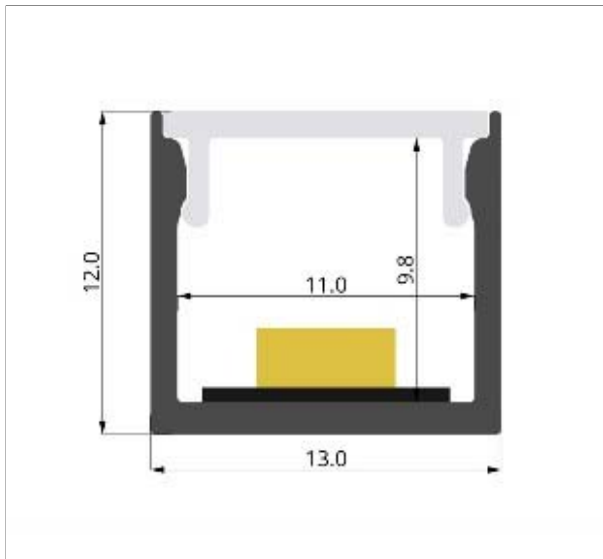
Luminaire Property

Luminaire Manufacturer: Lighting Line
 Luminaire Description: LLP-SL14-16 + LLD-16-FM
 Lamp Description: Strip 14,4W/m 60led/m Number of Lamps: 1
 Lumens per Lamp: 1579 lm Voltage: 24.0 V
 Current: 0.594 A Power: 14.25 W
 Power Factor: 1.000

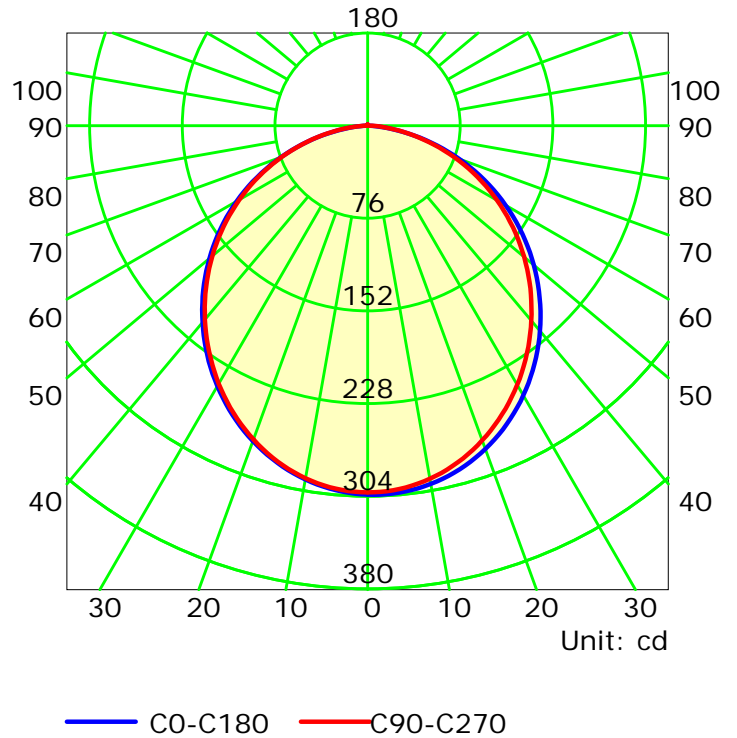
Photometric Results

CIE Class: Direct	Total Rated Lamp Lumens: 1579.0 lm
Measurement Flux: 825.7 lm	Efficiency: 52.29%
Downward Ratio: 52.10%	Upward Ratio: 0.19%
Field Angle(C0/C180,C90/C270,C45/C225,C135/315): 159.4, 159.9, 159.8, 159.7	
Beam Angle(C0/C180,C90/C270,C45/C225,C135/315): 109.8, 107.6, 108.6, 108.7	
Luminaire Efficacy Rating (LER): 58.00	Central Intensity: 302.9 cd
Max. Intensity: 303.05 cd	Pos of Max. Intensity: H0 V1
S/MH(C0/C180): 1.23	S/MH(C90/C270): 1.21

Picture Of Luminaire



Luminous Intensity Distribution Curve

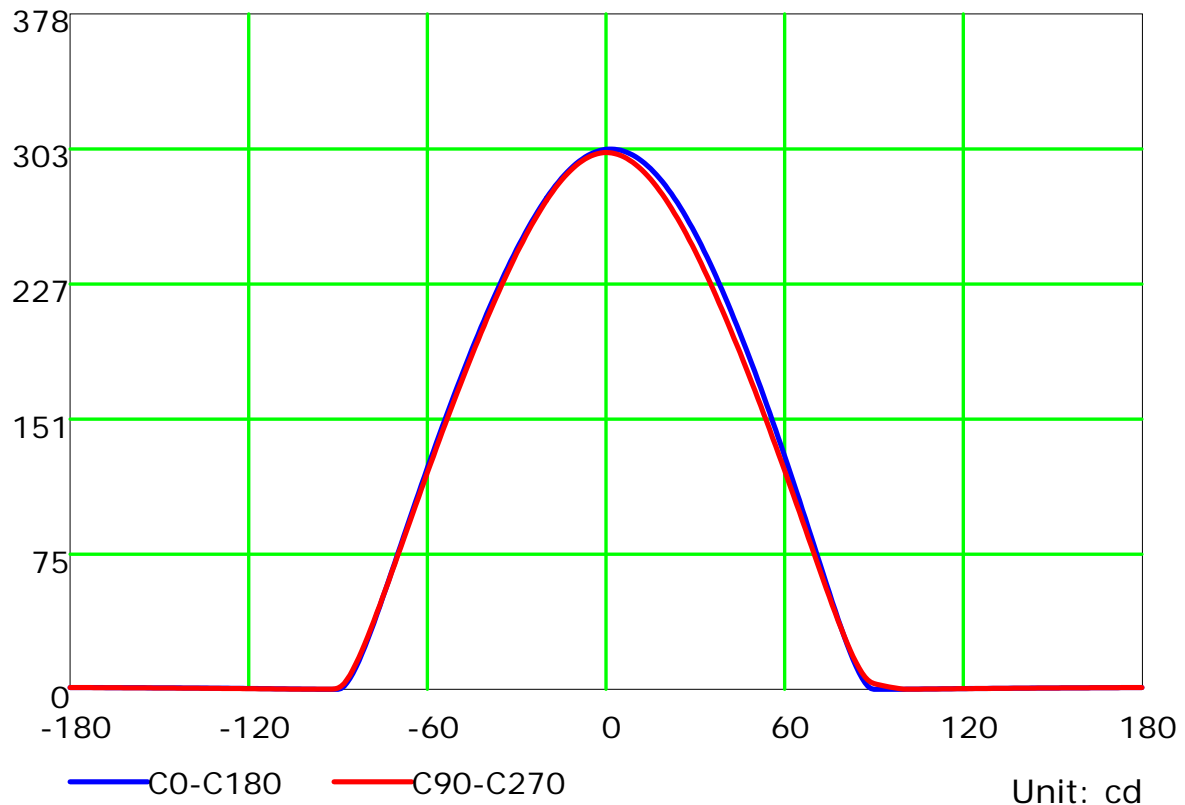
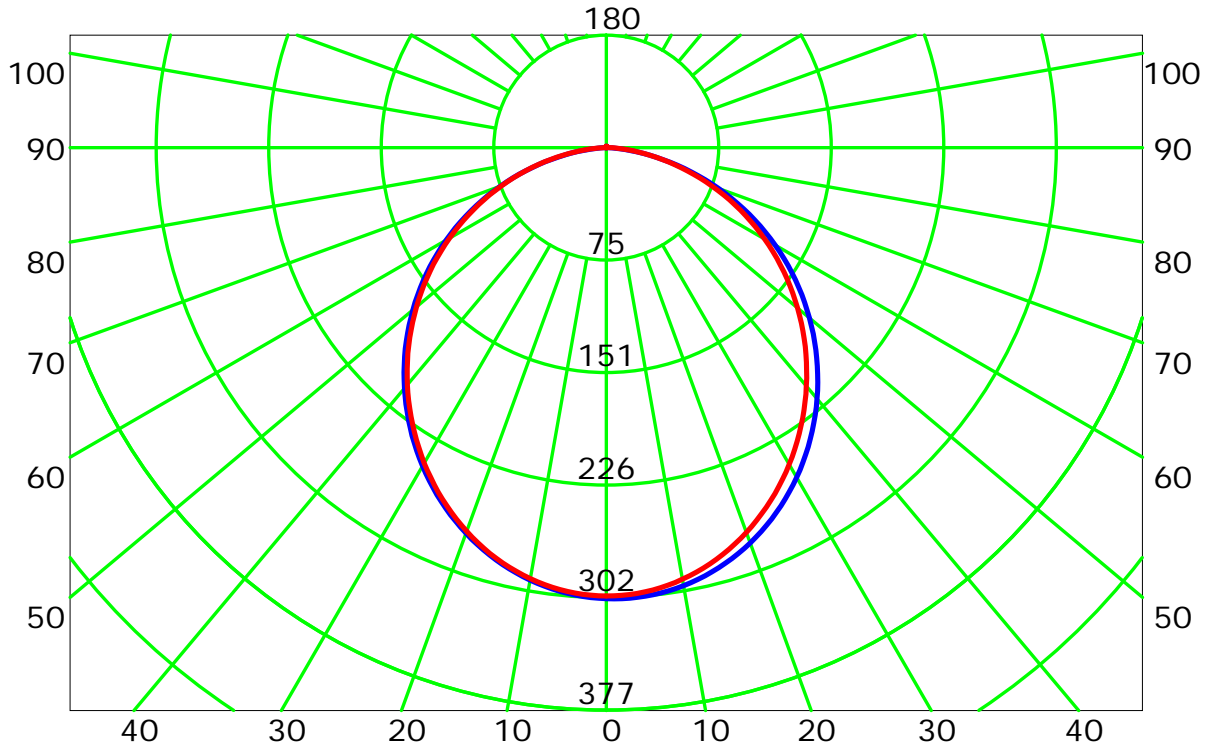


C Plane (°):0.0-360.0: 30.0
 Test Lab:
 Test Type: TYPE C
 Temperature:
 Operator:

Gamma Plane (°):0.0-180.0:1.0
 Test Device: GPM-1800B
 Distance: 7.979 m
 Humidity:
 Inspector:



Luminous Intensity Distribution Curve

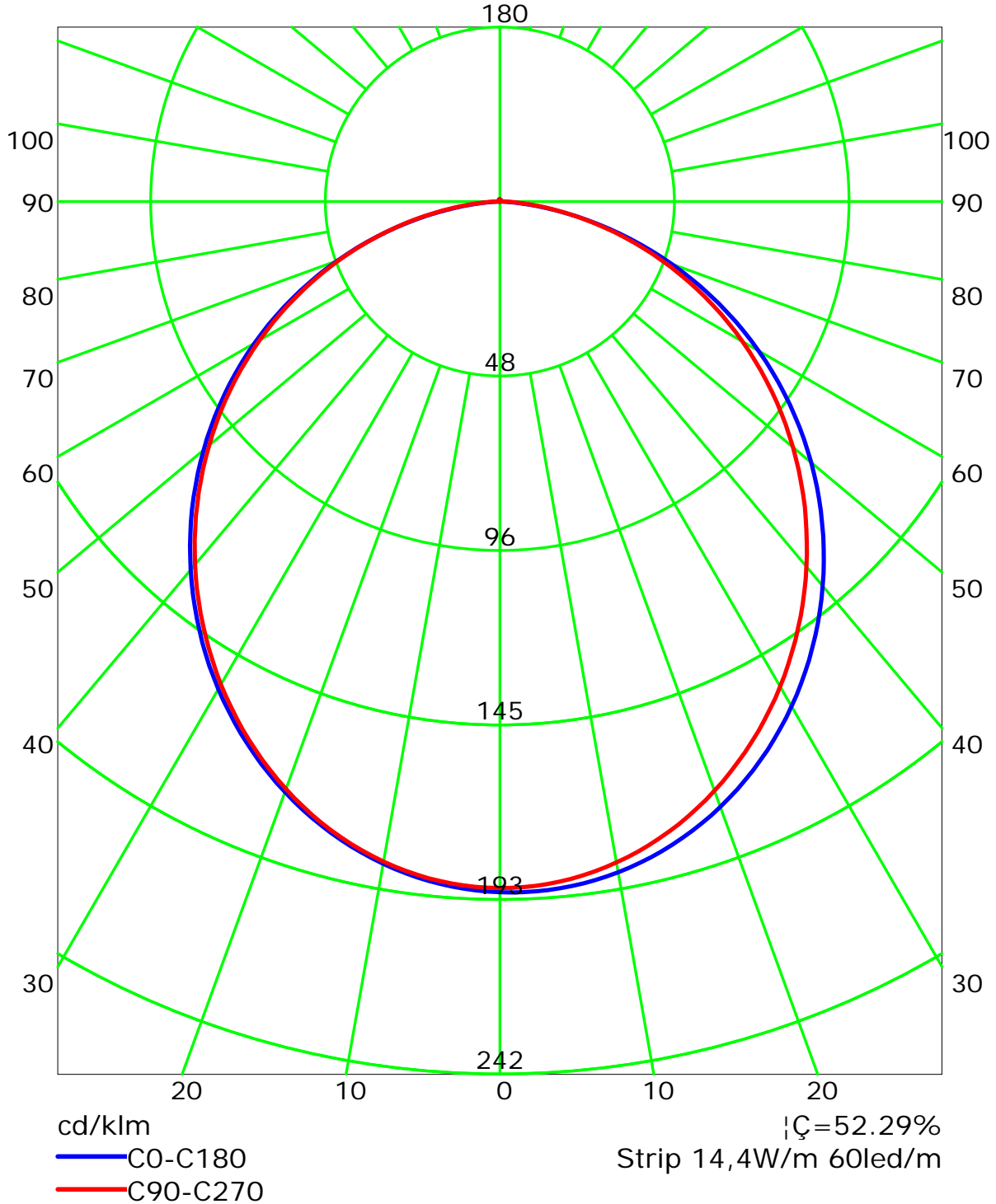


C Plane (°):0.0-360.0: 30.0
Test Lab:
Test Type: TYPE C
Temperature:
Operator:

Gamma Plane (°):0.0-180.0:1.0
Test Device: GPM-1800B
Distance: 7.979 m
Humidity:
Inspector:



Luminous Intensity Distribution Curve(cd/klm)

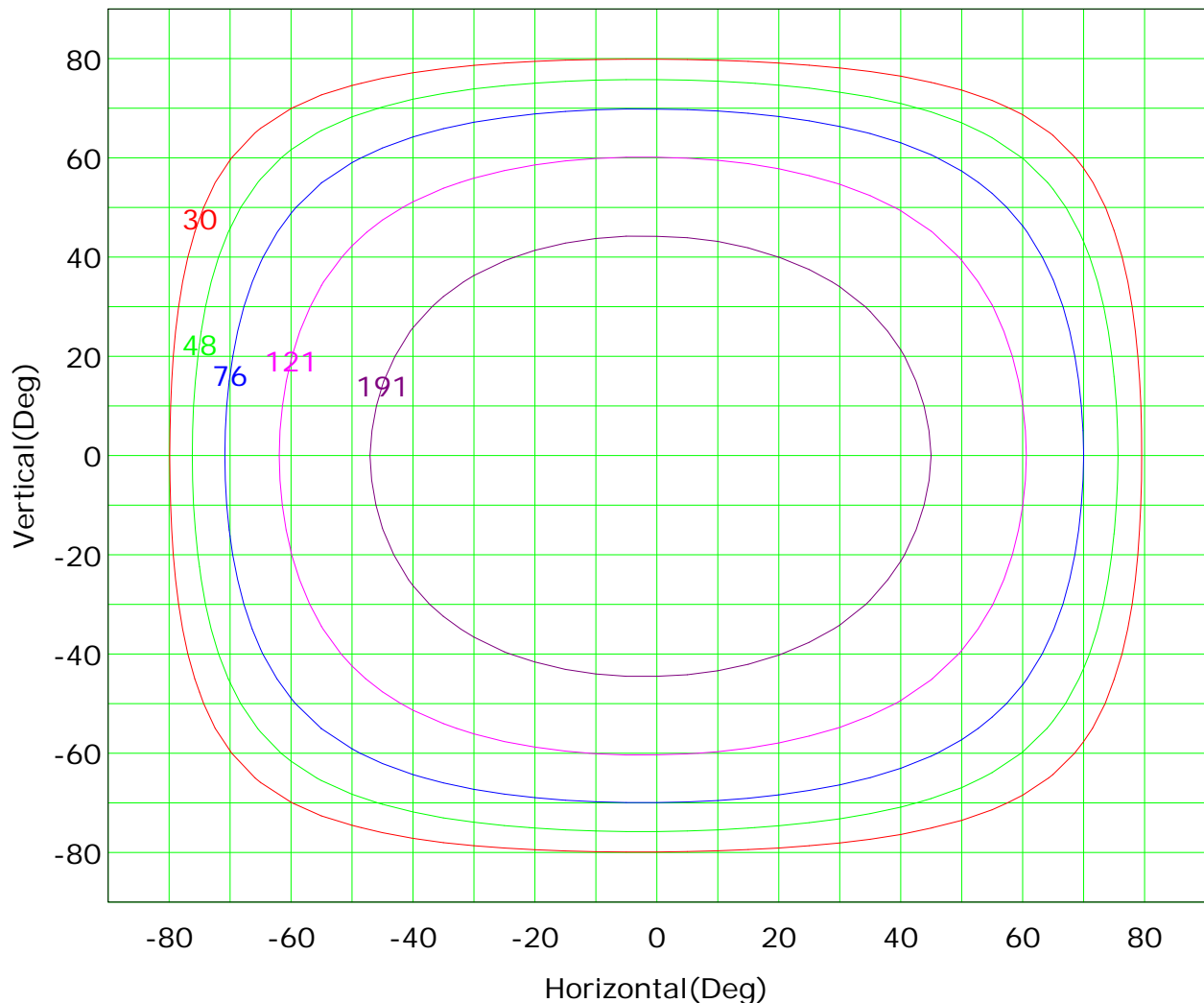


C Plane (°):0.0-360.0: 30.0
Test Lab:
Test Type: TYPE C
Temperature:
Operator:

Gamma Plane (°):0.0-180.0:1.0
Test Device: GPM-1800B
Distance: 7.979 m
Humidity:
Inspector:



Isocandela (rectangle)



Imax (100%): 303 cd

— (10%):	30 cd	— (16%):	48 cd
— (25%):	76 cd	— (40%):	121 cd
— (63%):	191 cd	— (100%):	303 cd

C Plane (°):0.0-360.0: 30.0

Test Lab:

Test Type: TYPE C

Temperature:

Operator:

Gamma Plane (°):0.0-180.0:1.0

Test Device: GPM-1800B

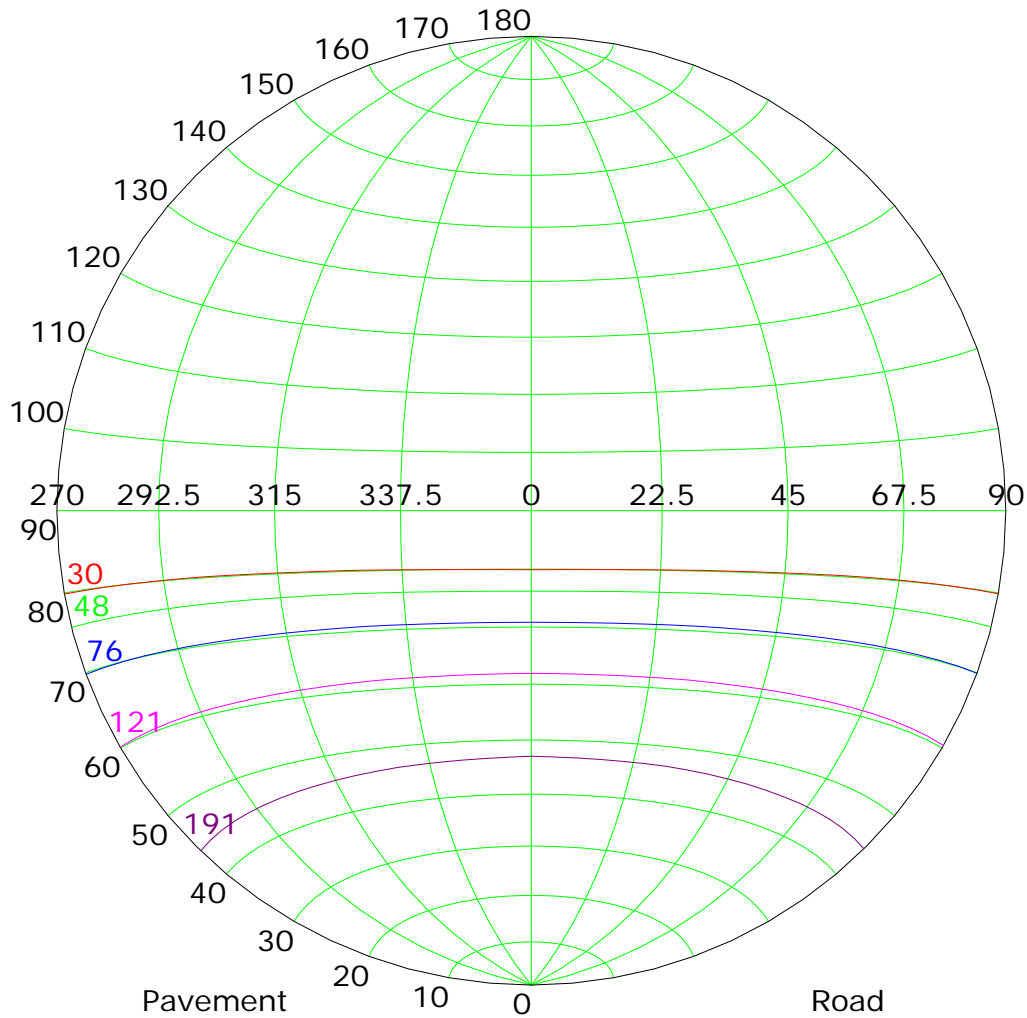
Distance: 7.979 m

Humidity:

Inspector:



Isocandela (sphere)



Imax (100%): 303 cd

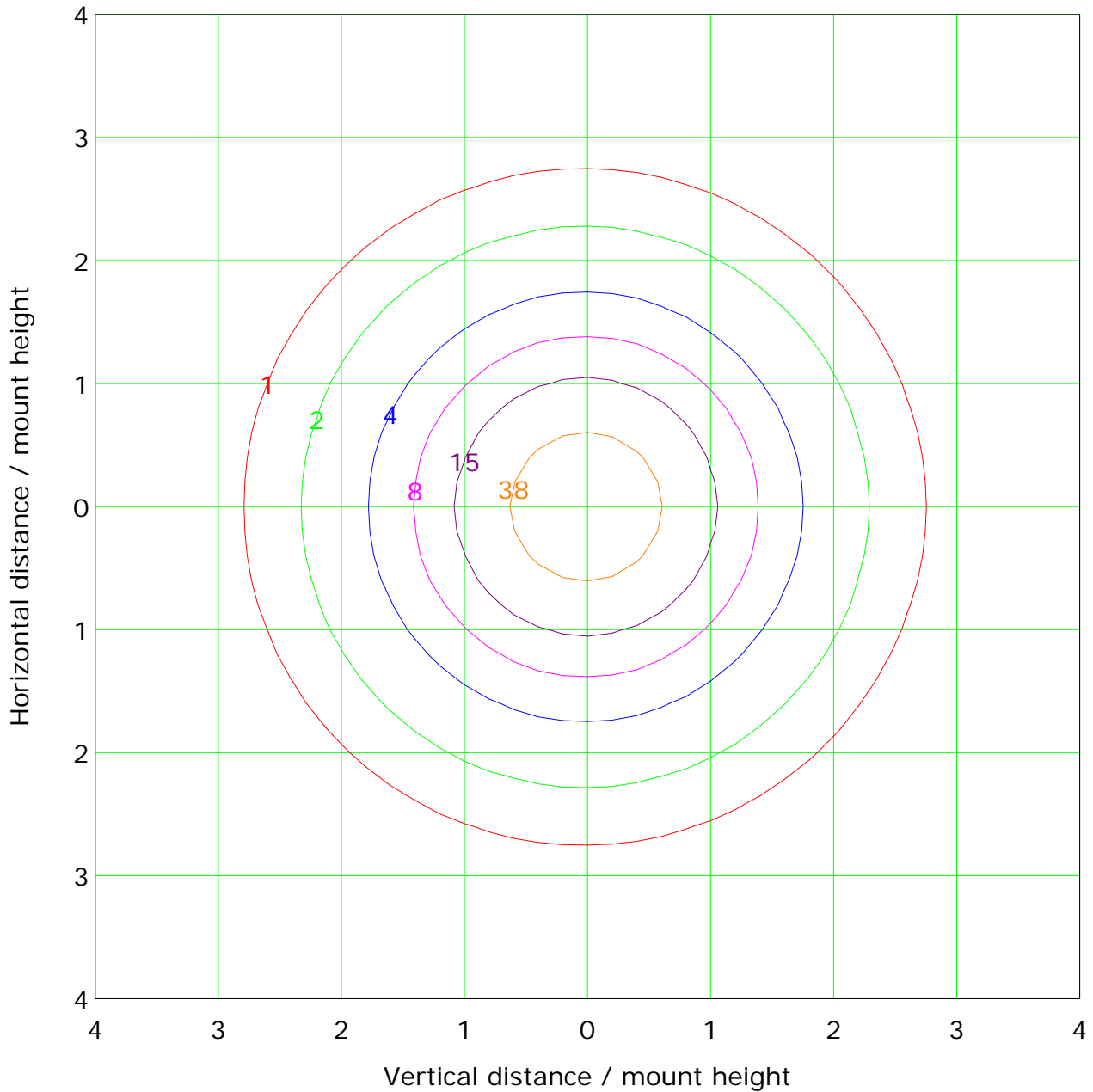
— (10%):	30 cd	— (16%):	48 cd
— (25%):	76 cd	— (40%):	121 cd
— (63%):	191 cd	— (100%):	303 cd

C Plane (°):0.0-360.0: 30.0
 Test Lab:
 Test Type: TYPE C
 Temperature:
 Operator:

Gamma Plane (°):0.0-180.0:1.0
 Test Device: GPM-1800B
 Distance: 7.979 m
 Humidity:
 Inspector:



IsoLux Plot



Mounting Height: 2.0m		Max Lux(100%): 75.7 lx
— (1%):	0.8 lx	— (2%): 1.5 lx
— (5%):	3.8 lx	— (10%): 7.6 lx
— (20%):	15.1 lx	— (50%): 37.9 lx
— (100%):	75.7 lx	

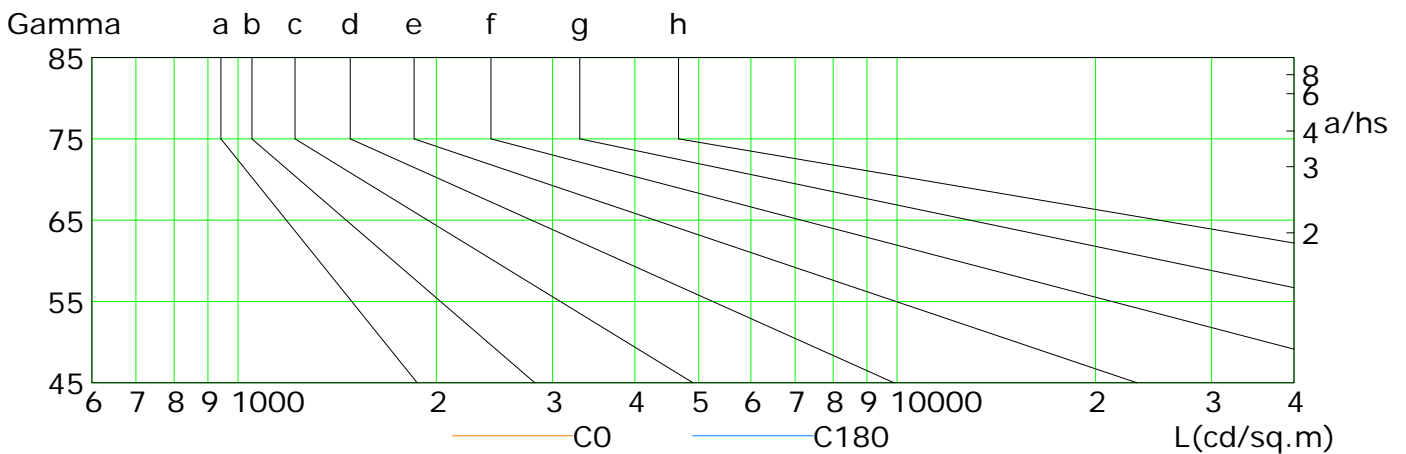
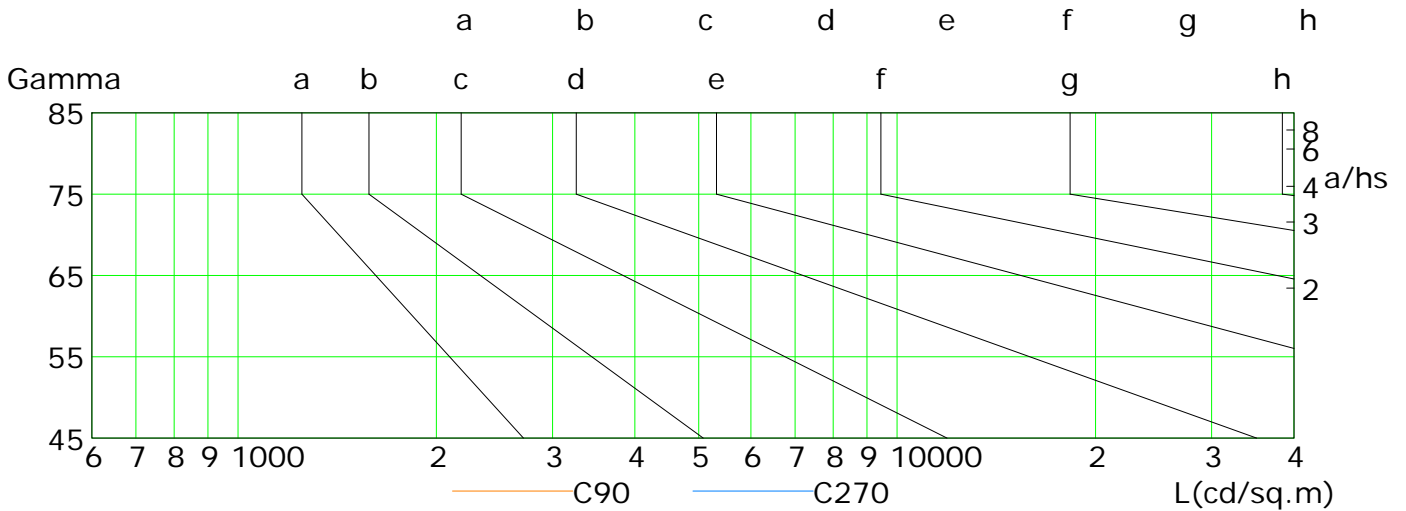
C Plane (°):0.0-360.0: 30.0
 Test Lab:
 Test Type: TYPE C
 Temperature:
 Operator:

Gamma Plane (°):0.0-180.0:1.0
 Test Device: GPM-1800B
 Distance: 7.979 m
 Humidity:
 Inspector:



Lum Limit Curve

Dazzle	Quality	Illuminance (lx)							
		a	b	c	d	e	f	g	h
1.15	A	2000	1000	500	<=300				
1.50	B		2000	1000	500	<=300			
1.85	C			2000	1000	500	<=300		
2.20	D				2000	1000	500	<=300	
2.55	E					2000	1000	500	<=300



L(cd/sq.m)	G45	G50	G55	G60	G65	G70	G75	G80	G85
C0	200	178	155	131	106	80	54	30	9
C90	189	168	146	123	99	76	52	30	12
C180	191	170	147	124	100	76	51	28	9
C270	188	166	144	122	98	75	52	30	11

C Plane (°):0.0-360.0: 30.0

Test Lab:

Test Type: TYPE C

Temperature:

Operator:

Gamma Plane (°):0.0-180.0:1.0

Test Device: GPM-1800B

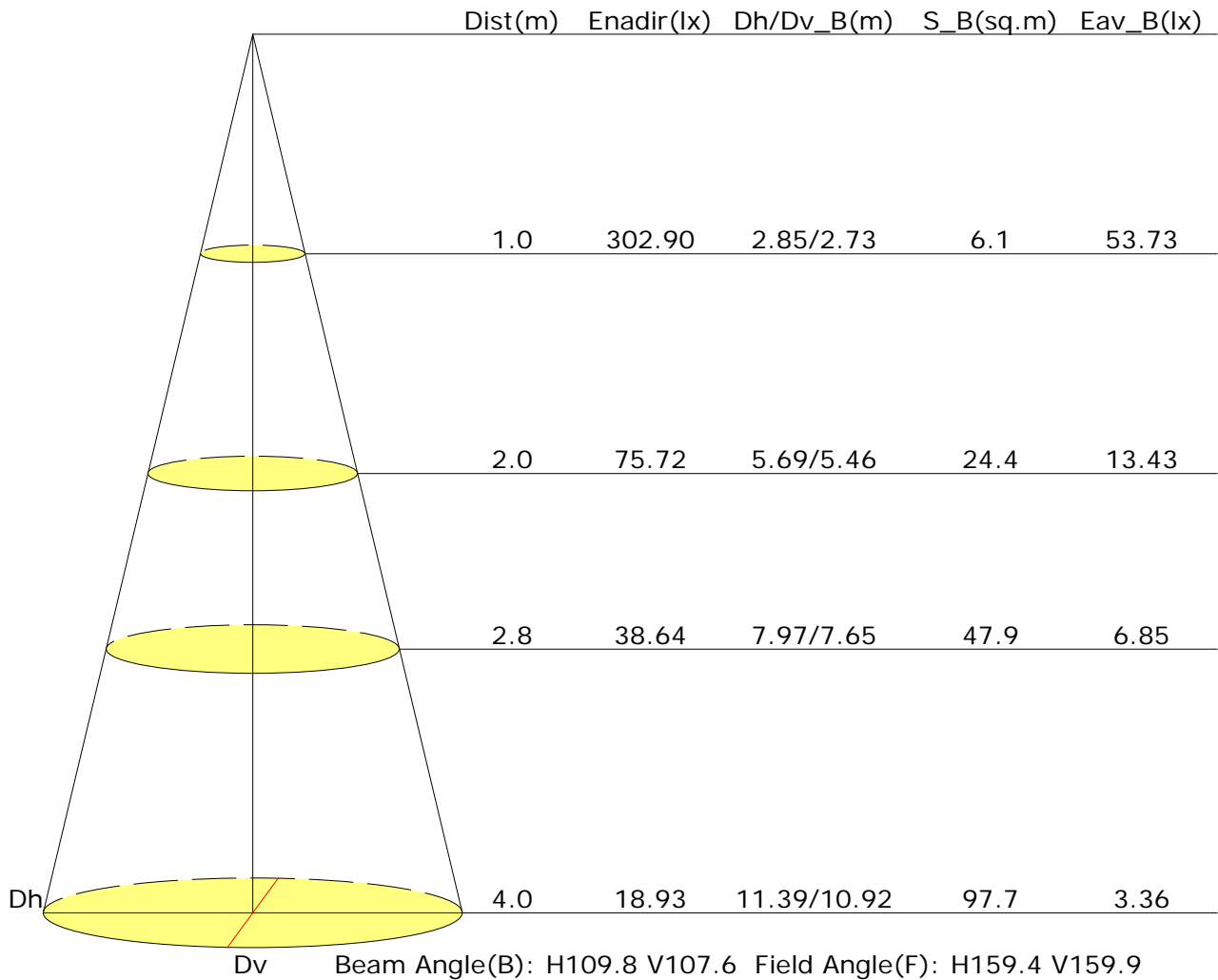
Distance: 7.979 m

Humidity:

Inspector:

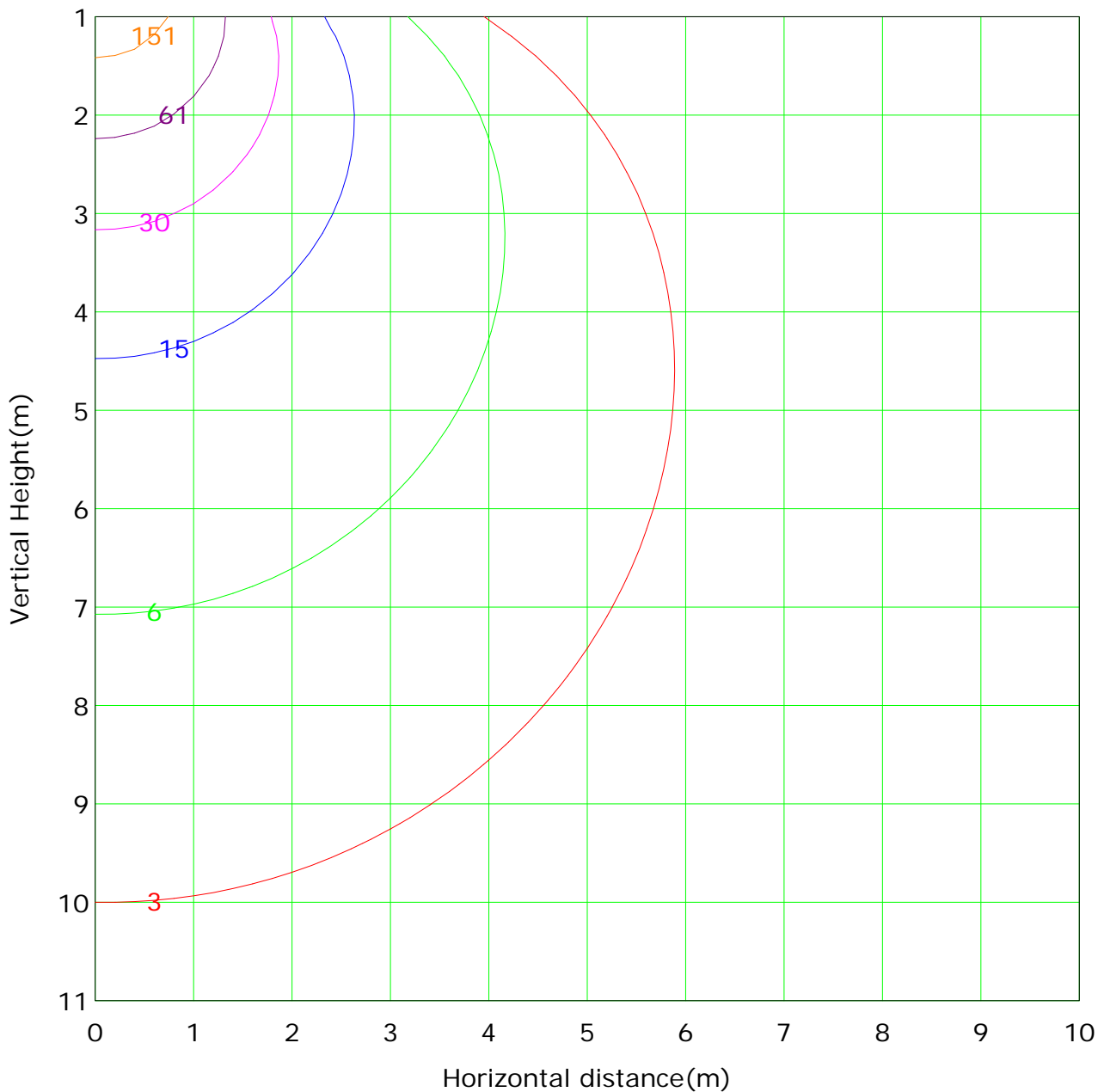


Illuminance at a Distance





Vertical IsoLux Plot



Lowest(m): 1.0m	Highest(m): 11.0m	Max Lux: 302.9 lx
— (1%): 3.0 lx	— (2%): 6.1 lx	
— (5%): 15.1 lx	— (10%): 30.3 lx	
— (20%): 60.6 lx	— (50%): 151.4 lx	
— (100%): 302.9 lx		

C Plane (°):0.0-360.0: 30.0
 Test Lab:
 Test Type: TYPE C
 Temperature:
 Operator:

Gamma Plane (°):0.0-180.0:1.0
 Test Device: GPM-1800B
 Distance: 7.979 m
 Humidity:
 Inspector: