



Report No.:

Test Time: 01/10/2018 15:56

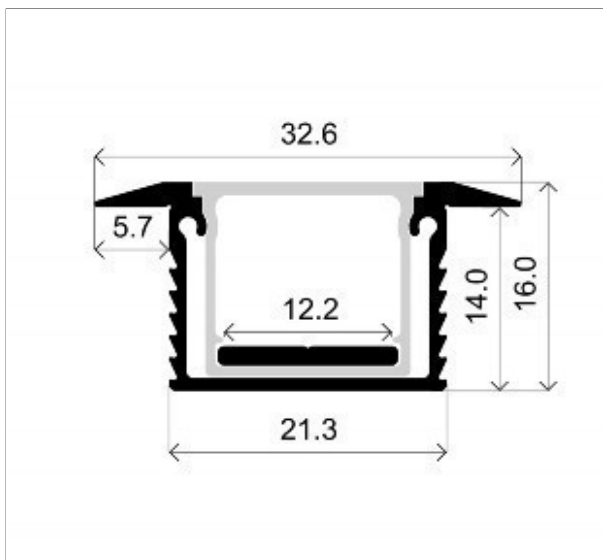
## Luminaire Property

Luminaire Manufacturer: Lighting Line  
 Luminaire Description: LLP-RE08-13 + LLD-13-WM  
 Lamp Description: Strip 14,4W/m 60led/m      Number of Lamps: 1  
 Lumens per Lamp: 1579 lm      Voltage: 24.0 V  
 Current: 0.594 A      Power: 14.26 W  
 Power Factor: 1.000

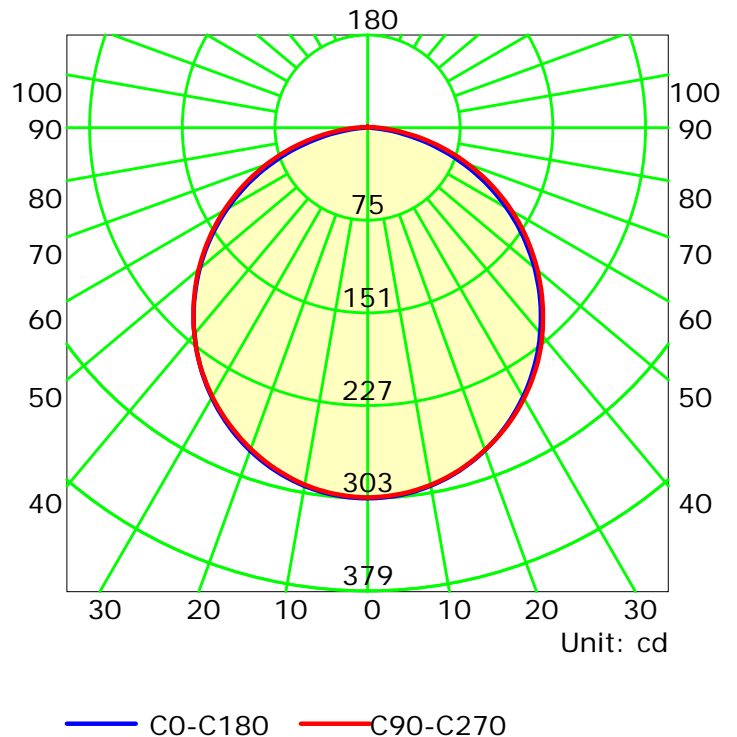
## Photometric Results

CIE Class: Direct	Total Rated Lamp Lumens: 1579.0 lm
Measurement Flux: 877.6 lm	Efficiency: 55.58%
Downward Ratio: 55.20%	Upward Ratio: 0.38%
Field Angle(C0/C180,C90/C270,C45/C225,C135/315): 160.0, 164.7, 163.0, 163.0	
Beam Angle(C0/C180,C90/C270,C45/C225,C135/315): 111.9, 113.4, 113.0, 113.1	
Luminaire Efficacy Rating (LER): 61.59	Central Intensity: 303.36 cd
Max. Intensity: 303.36 cd	Pos of Max. Intensity: H0 V0
S/MH(C0/C180): 1.25	S/MH(C90/C270): 1.25

Picture Of Luminaire



Luminous Intensity Distribution Curve

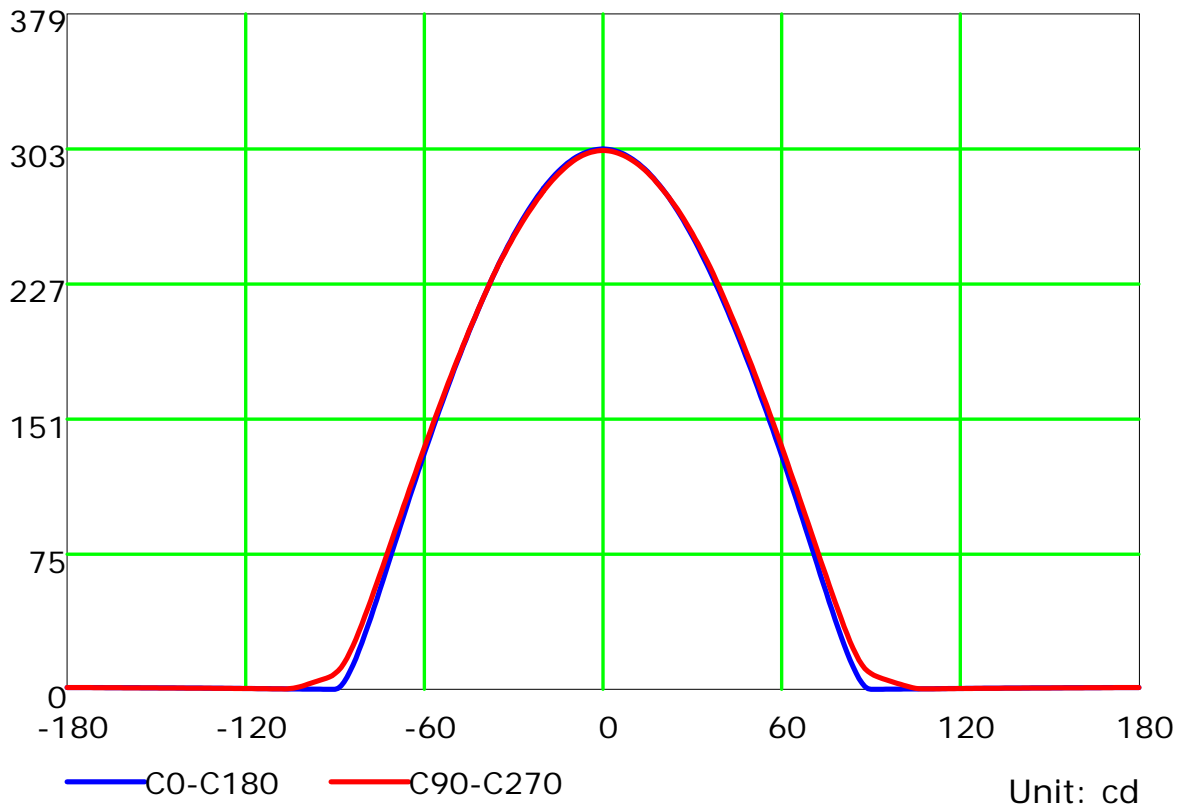
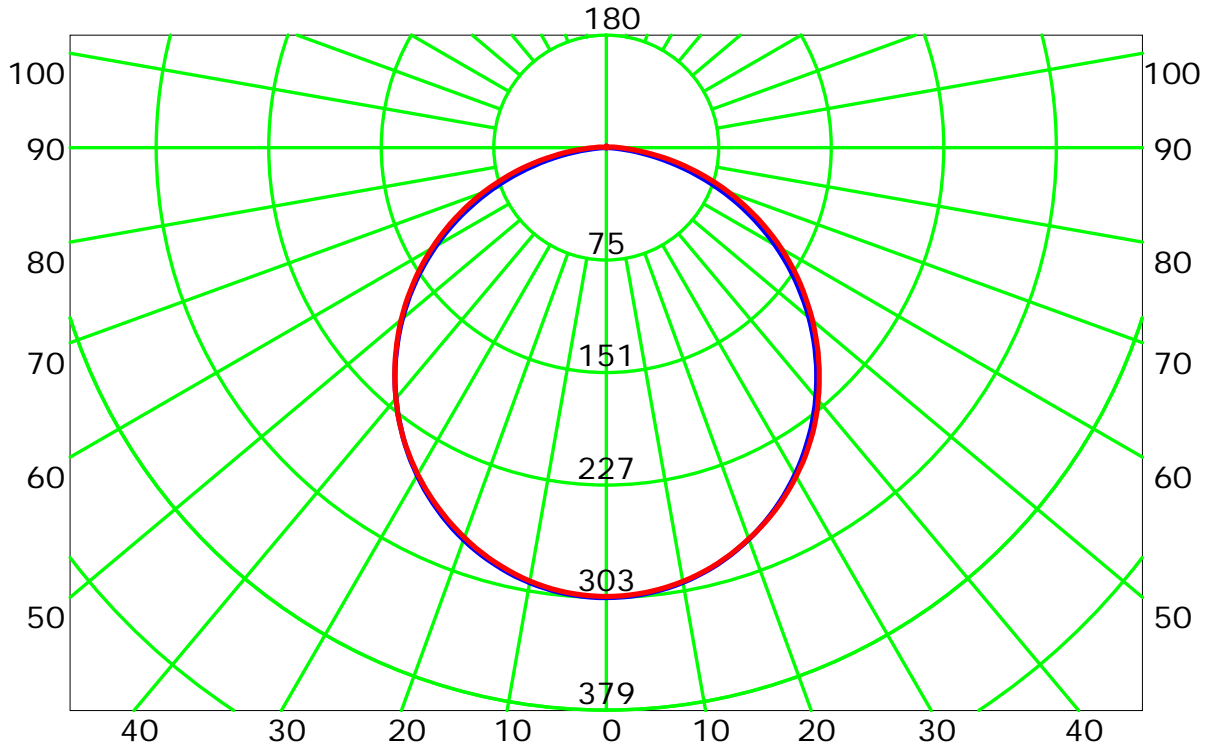


C Plane (°):0.0-360.0: 10.0  
 Test Lab:  
 Test Type: TYPE C  
 Temperature:  
 Operator:

Gamma Plane (°):0.0-180.0:1.0  
 Test Device: GPM-2000  
 Distance: 7.970 m  
 Humidity:  
 Inspector:



## Luminous Intensity Distribution Curve

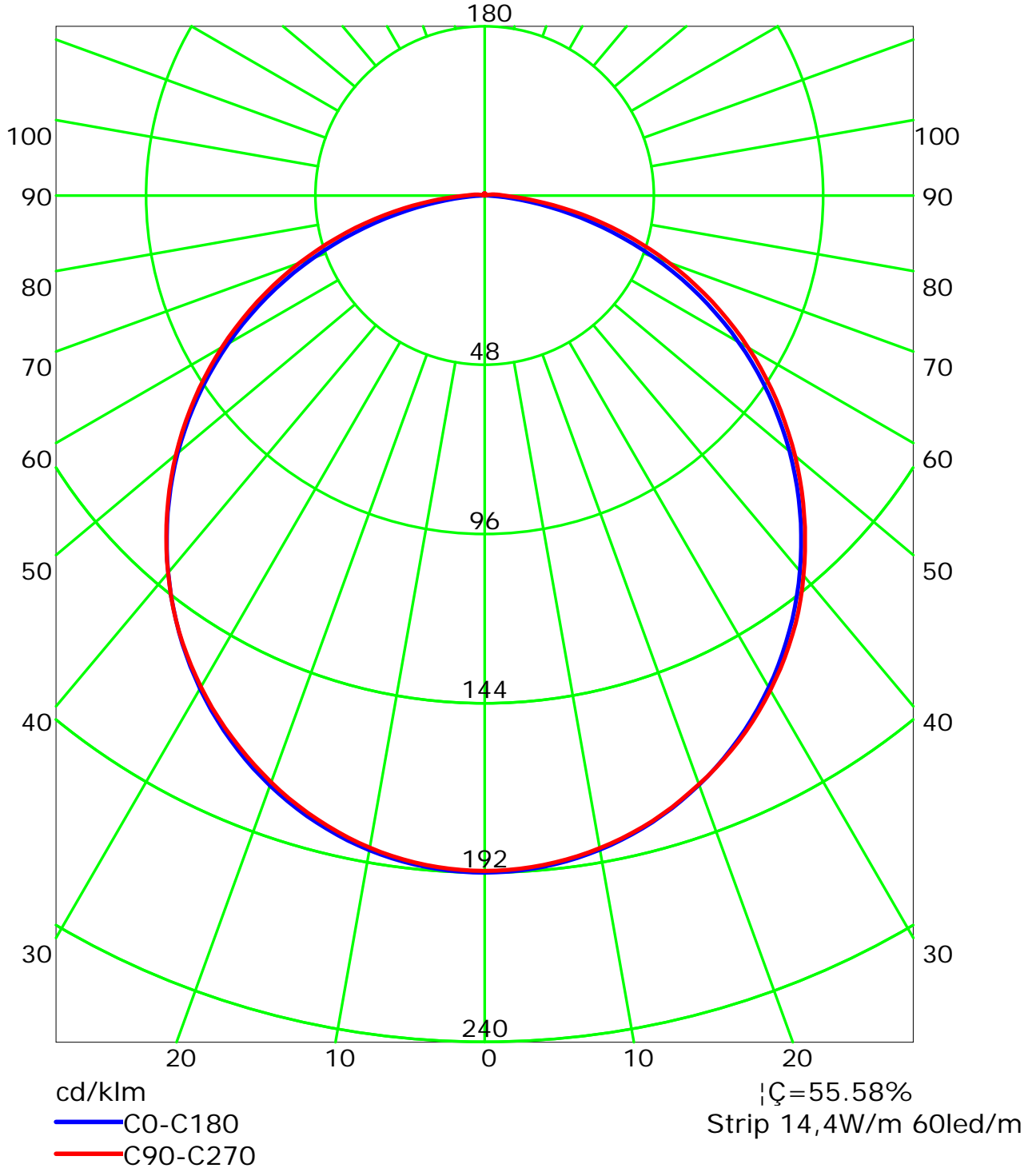


C Plane (°):0.0-360.0: 10.0  
Test Lab:  
Test Type: TYPE C  
Temperature:  
Operator:

Gamma Plane (°):0.0-180.0:1.0  
Test Device: GPM-2000  
Distance: 7.970 m  
Humidity:  
Inspector:



## Luminous Intensity Distribution Curve(cd/klm)

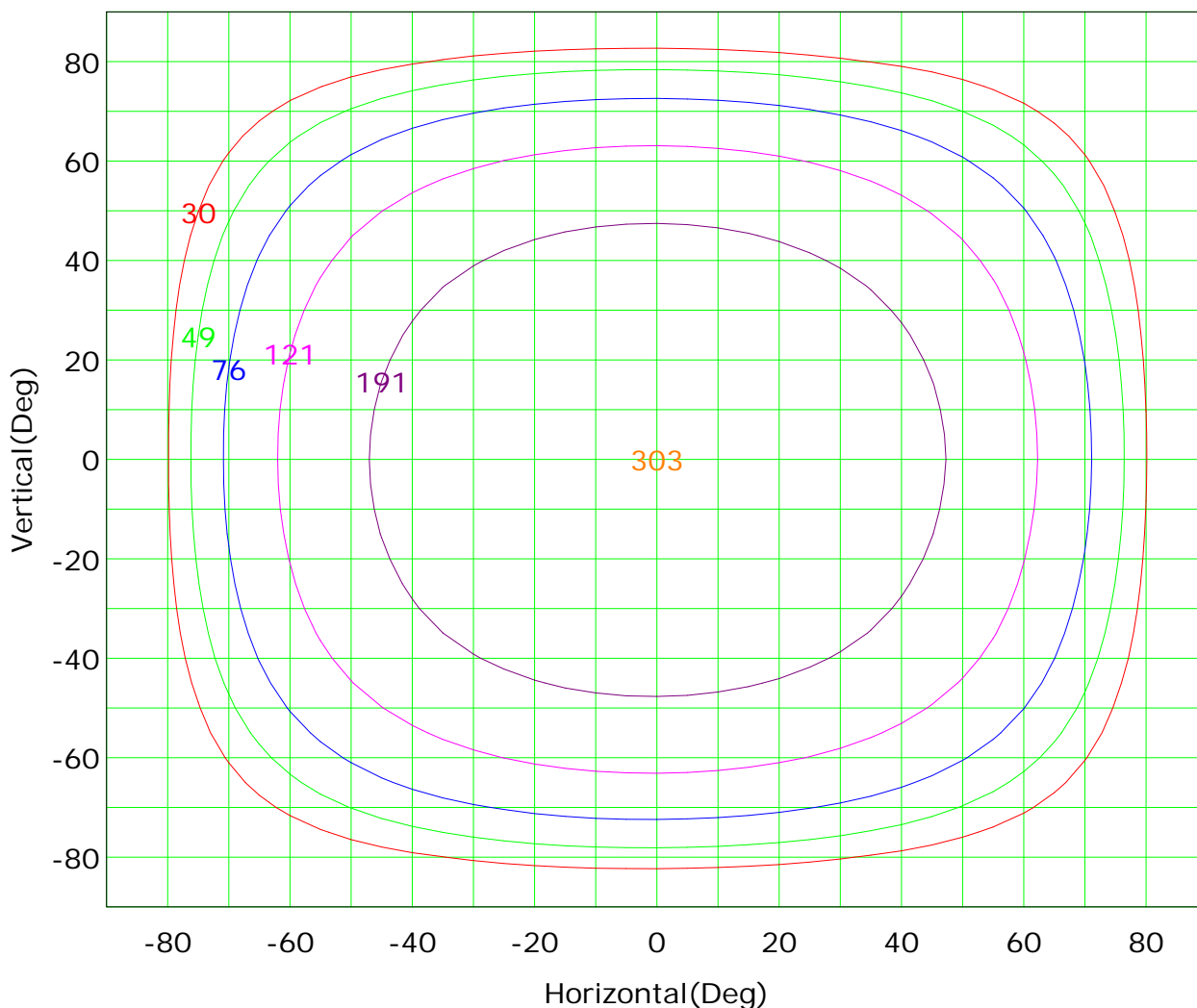


C Plane (°):0.0-360.0: 10.0  
Test Lab:  
Test Type: TYPE C  
Temperature:  
Operator:

Gamma Plane (°):0.0-180.0:1.0  
Test Device: GPM-2000  
Distance: 7.970 m  
Humidity:  
Inspector:



## Isocandela (rectangle)



Imax (100%): 303 cd

— ( 10%):	30 cd	— ( 16%):	49 cd
— ( 25%):	76 cd	— ( 40%):	121 cd
— ( 63%):	191 cd	— (100%):	303 cd

C Plane (°):0.0-360.0: 10.0

Test Lab:

Test Type: TYPE C

Temperature:

Operator:

Gamma Plane (°):0.0-180.0:1.0

Test Device: GPM-2000

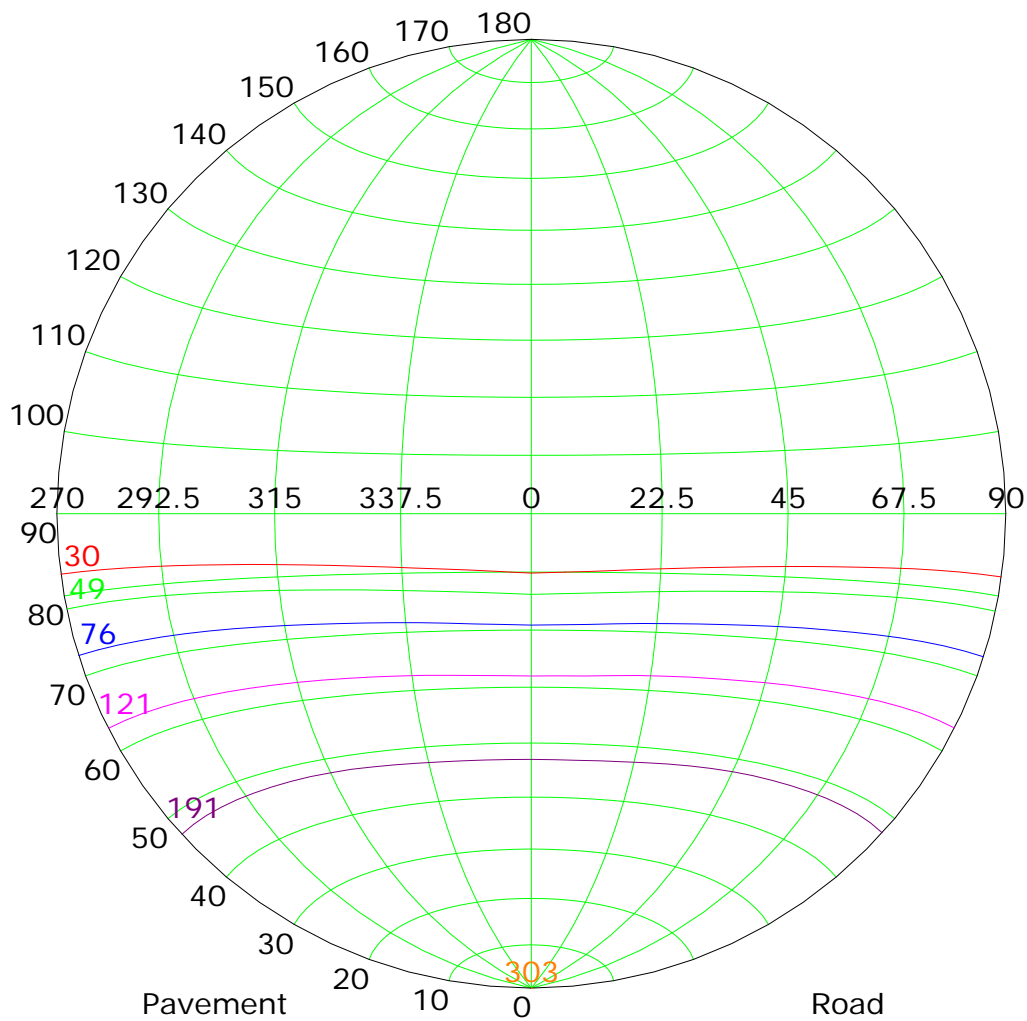
Distance: 7.970 m

Humidity:

Inspector:



## Isocandela (sphere)



Imax (100%): 303 cd

— ( 10%):	30 cd	— ( 16%):	49 cd
— ( 25%):	76 cd	— ( 40%):	121 cd
— ( 63%):	191 cd	— (100%):	303 cd

C Plane (°):0.0-360.0: 10.0

Test Lab:

Test Type: TYPE C

Temperature:

Operator:

Gamma Plane (°):0.0-180.0:1.0

Test Device: GPM-2000

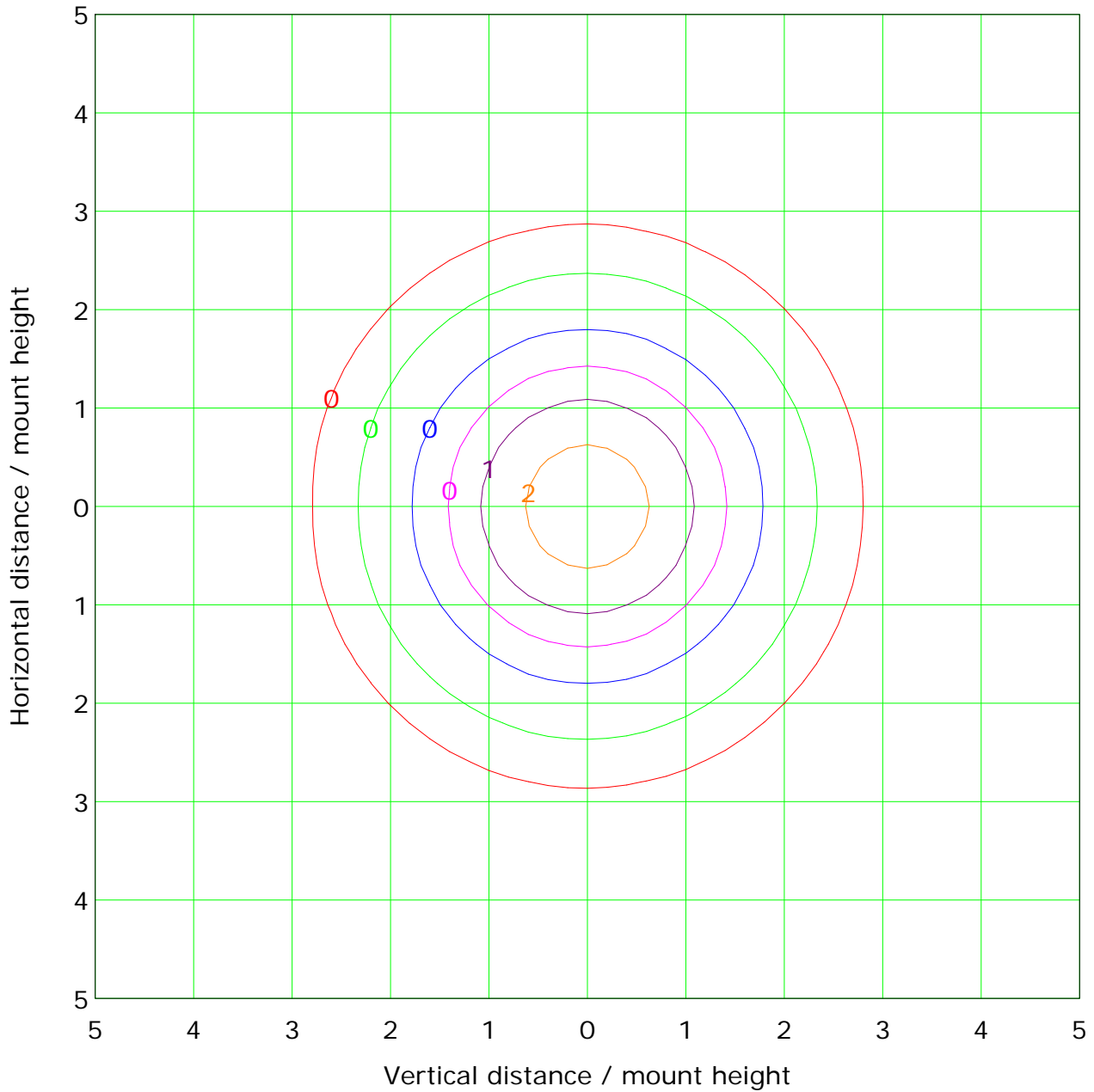
Distance: 7.970 m

Humidity:

Inspector:



## IsoLux Plot



Mounting Height: 10.0m		Max Lux(100%): 3.0 lx	
— ( 1%):	0.0 lx	— ( 2%):	0.1 lx
— ( 5%):	0.2 lx	— (10%):	0.3 lx
— (20%):	0.6 lx	— (50%):	1.5 lx
— (100%):	3.0 lx		

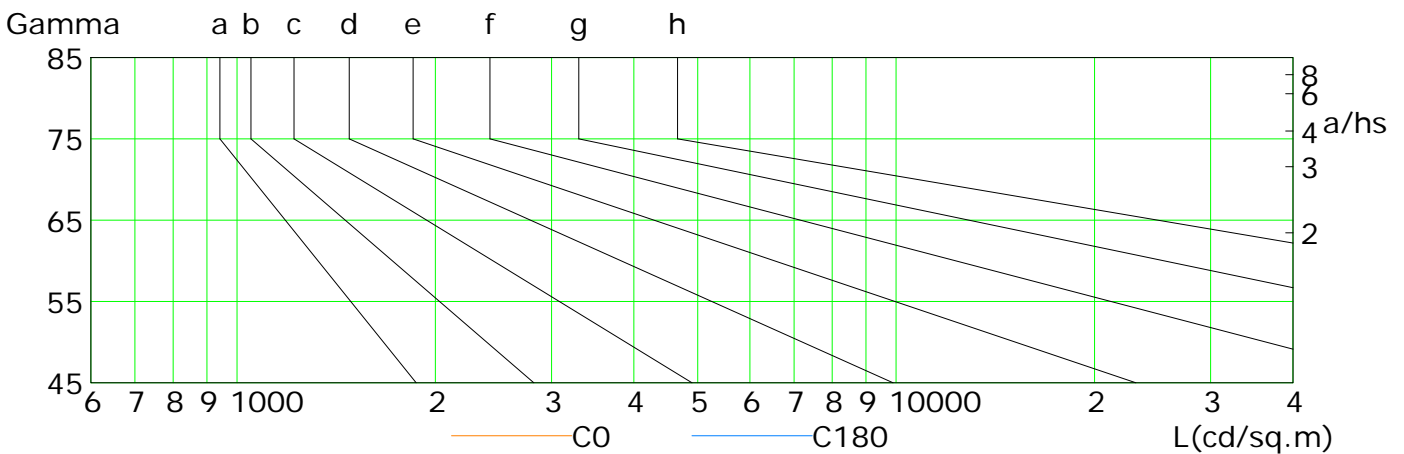
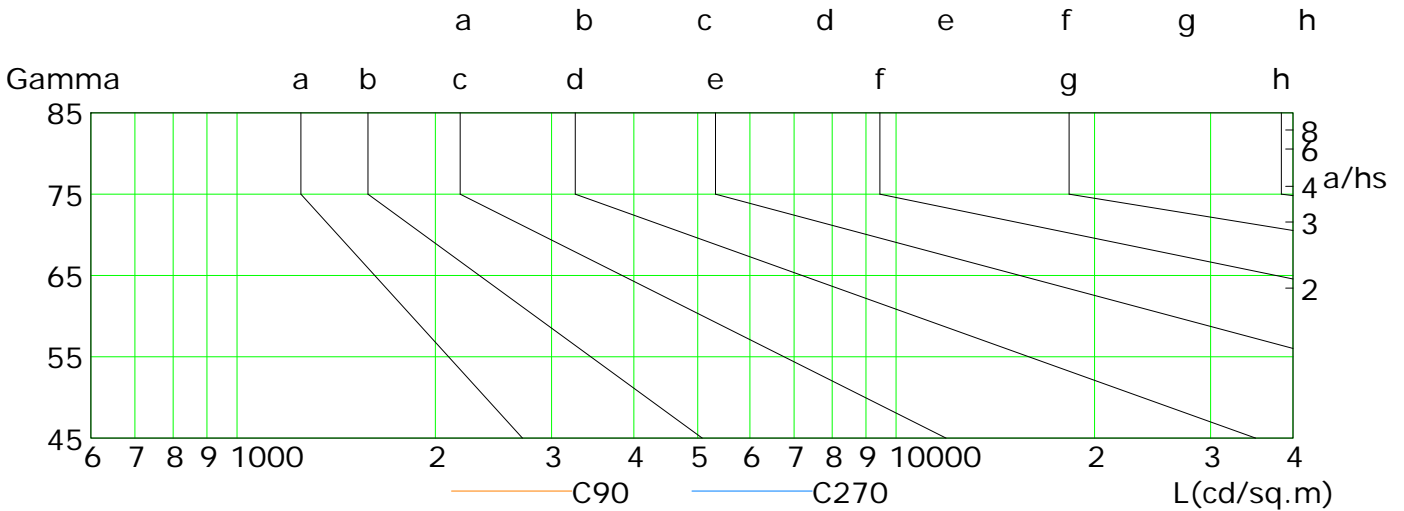
C Plane (°):0.0-360.0: 10.0  
 Test Lab:  
 Test Type: TYPE C  
 Temperature:  
 Operator:

Gamma Plane (°):0.0-180.0:1.0  
 Test Device: GPM-2000  
 Distance: 7.970 m  
 Humidity:  
 Inspector:



## Lum Limit Curve

Dazzle	Quality	Illuminance (lx)							
		a	b	c	d	e	f	g	h
1.15	A	2000	1000	500	<=300				
1.50	B		2000	1000	500	<=300			
1.85	C			2000	1000	500	<=300		
2.20	D				2000	1000	500	<=300	
2.55	E					2000	1000	500	<=300



L(cd/sq.m)	G45	G50	G55	G60	G65	G70	G75	G80	G85
C0	200	178	155	131	106	80	54	30	9
C90	202	182	160	136	112	88	63	40	20
C180	201	180	157	133	108	82	56	31	10
C270	201	181	159	136	112	88	64	41	21

C Plane (°):0.0-360.0: 10.0

Test Lab:

Test Type: TYPE C

Temperature:

Operator:

Gamma Plane (°):0.0-180.0:1.0

Test Device: GPM-2000

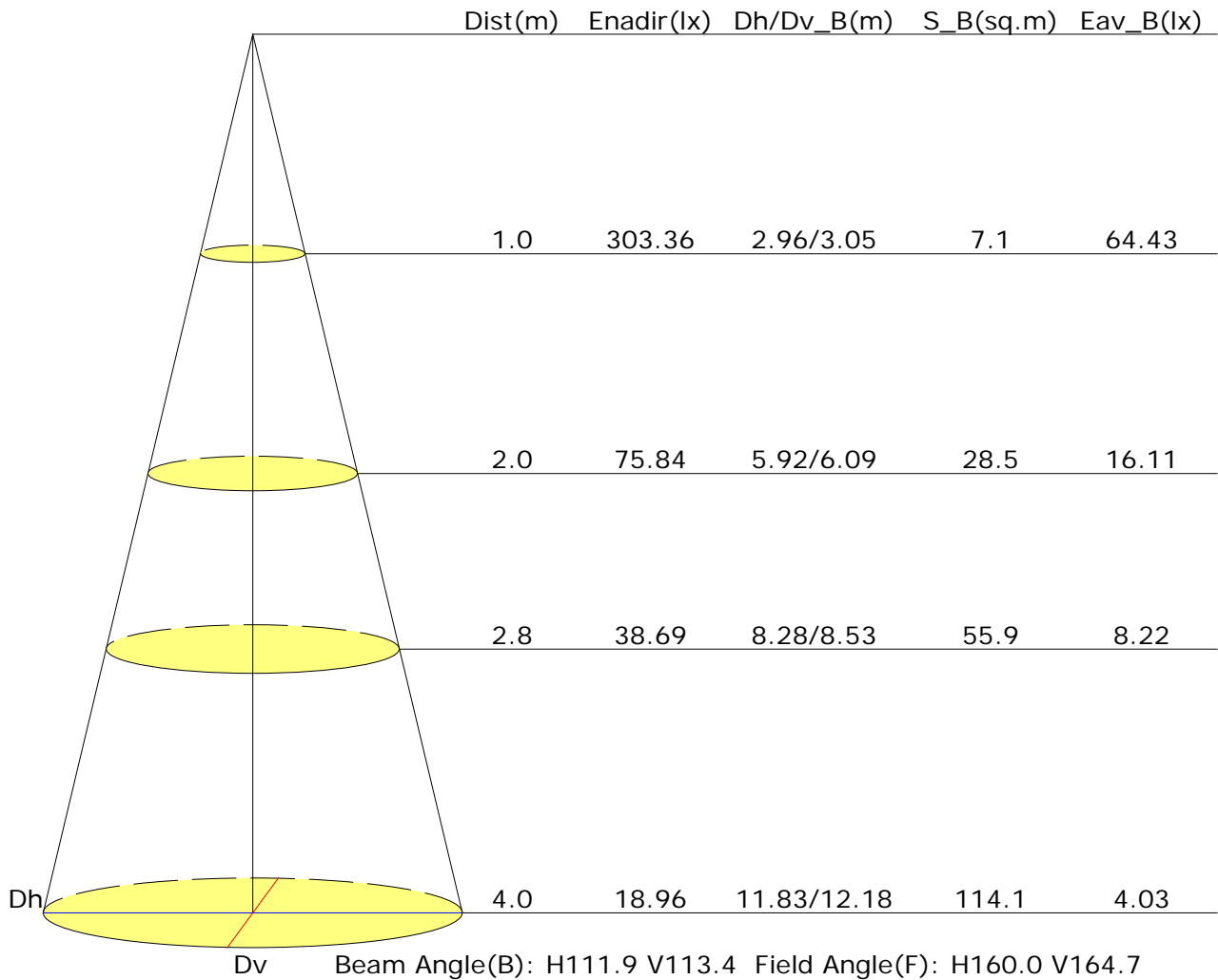
Distance: 7.970 m

Humidity:

Inspector:



## Illuminance at a Distance



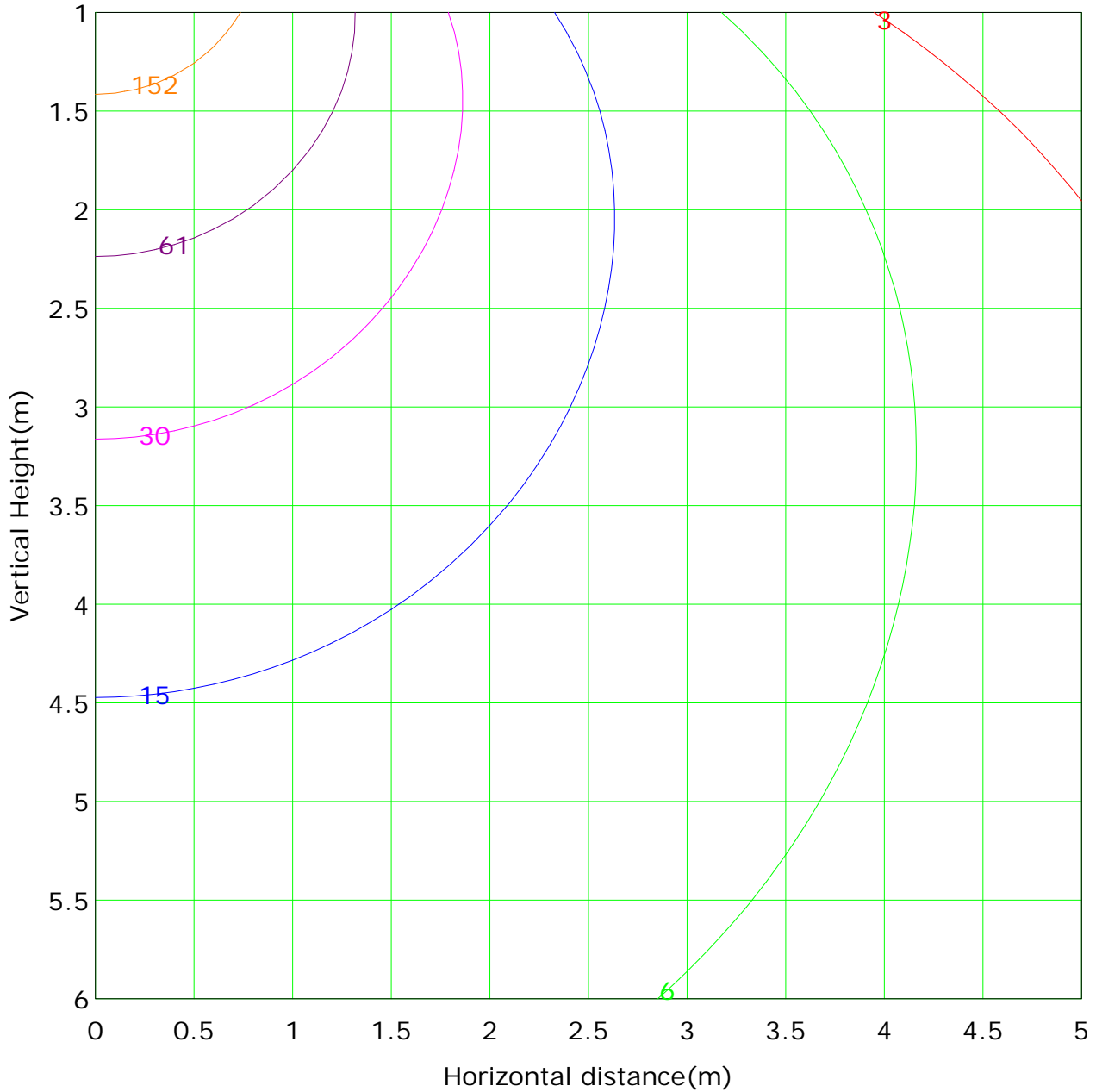
C Plane (°):0.0-360.0: 10.0  
 Test Lab:  
 Test Type: TYPE C  
 Temperature:  
 Operator:

Gamma Plane (°):0.0-180.0:1.0  
 Test Device: GPM-2000  
 Distance: 7.970 m  
 Humidity:  
 Inspector:





## Vertical IsoLux Plot



Lowest(m): 1.0m	Highest(m): 6.0m	Max Lux: 303.4 lx
( 1%): 3.0 lx	( 2%): 6.1 lx	( 10%): 30.3 lx
( 5%): 15.2 lx	( 20%): 60.7 lx	( 50%): 151.7 lx
(100%): 303.4 lx		

C Plane (°):0.0-360.0: 10.0  
 Test Lab:  
 Test Type: TYPE C  
 Temperature:  
 Operator:

Gamma Plane (°):0.0-180.0:1.0  
 Test Device: GPM-2000  
 Distance: 7.970 m  
 Humidity:  
 Inspector: