



Report No.:

Test Time: 31/08/2018 16:02

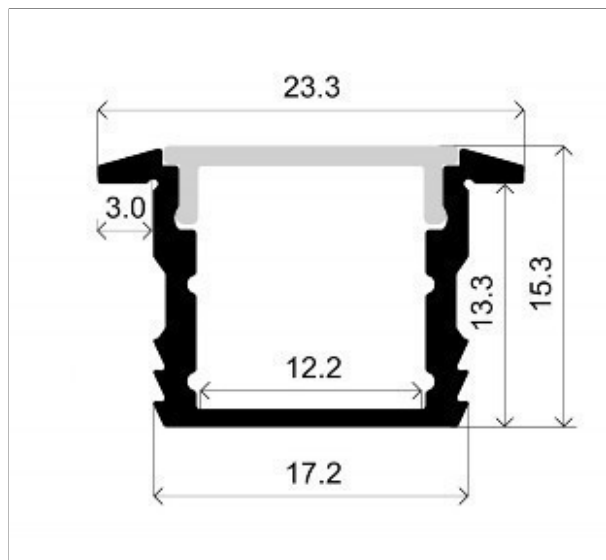
Luminaire Property

Luminaire Manufacturer: Lighting Line
 Luminaire Description: LLP-RE02-03 + LLD-03-FK
 Lamp Description: Strip 14,4W/m 60led/m Number of Lamps: 1
 Lumens per Lamp: 1579 lm Voltage: 24.0 V
 Current: 0.601 A Power: 14.42 W
 Power Factor: 1.000

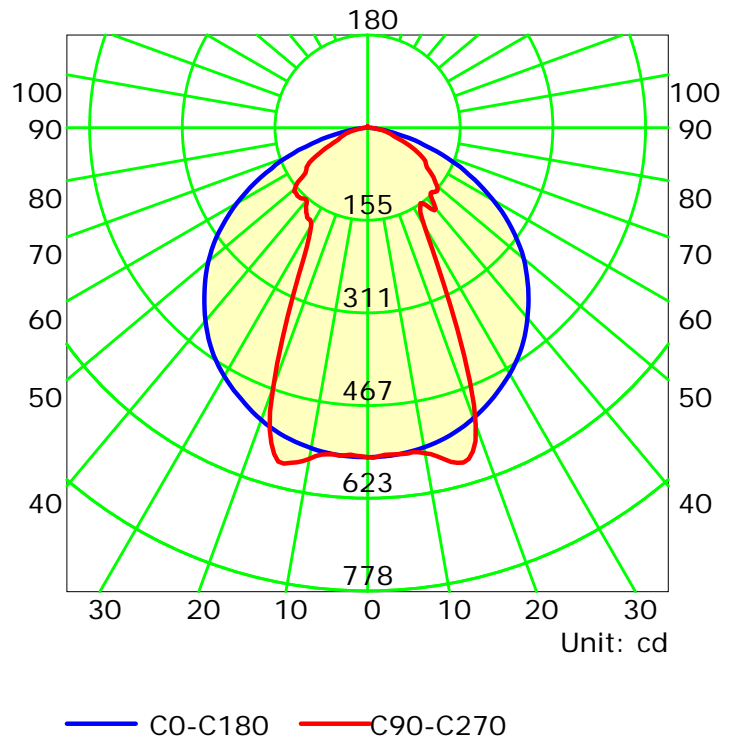
Photometric Results

CIE Class: Direct	Total Rated Lamp Lumens: 1579.0 lm
Measurement Flux: 1045.6 lm	Efficiency: 66.22%
Downward Ratio: 65.99%	Upward Ratio: 0.22%
Field Angle(C0/C180,C90/C270,C45/C225,C135/315): 155.5, 136.5, 134.9, 134.9	
Beam Angle(C0/C180,C90/C270,C45/C225,C135/315): 114.7, 50.4, 66.2, 66.5	
Luminaire Efficacy Rating (LER): 72.56	Central Intensity: 554.19 cd
Max. Intensity: 585.65 cd	Pos of Max. Intensity: H90 V16
S/MH(C0/C180): 1.29	S/MH(C90/C270): 0.87

Picture Of Luminaire



Luminous Intensity Distribution Curve

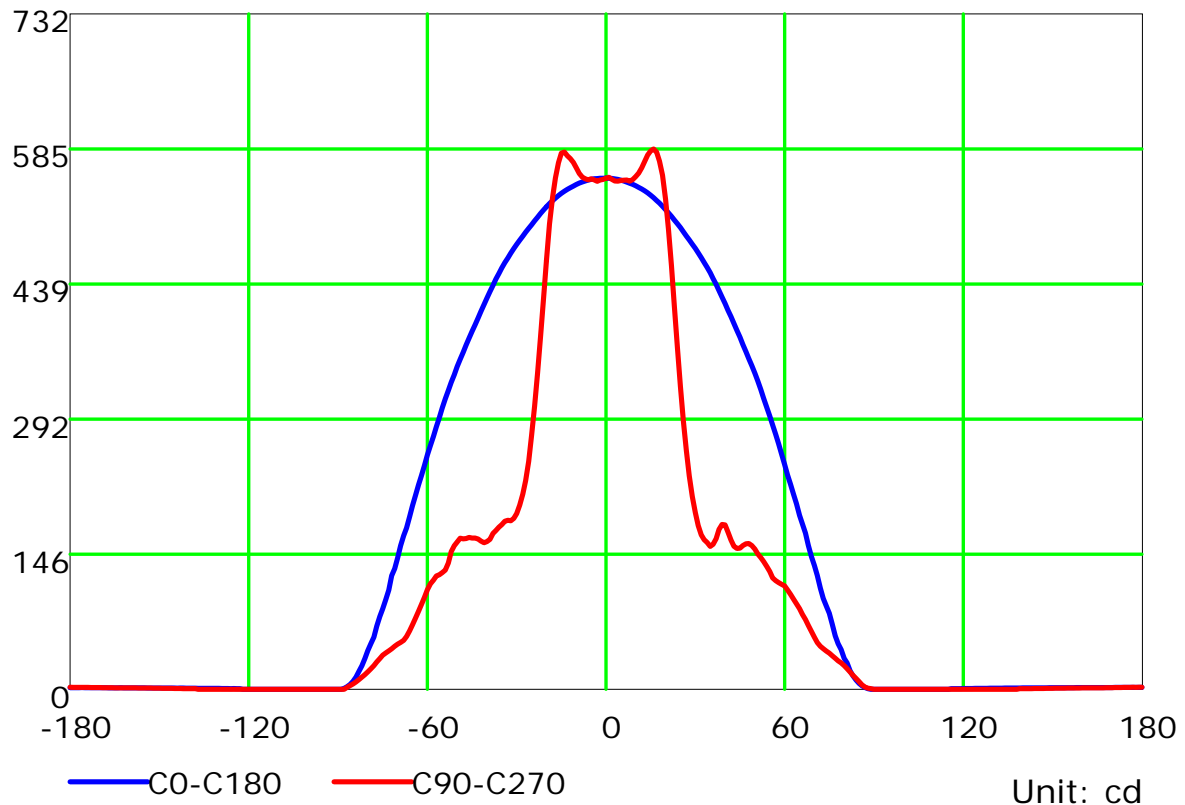
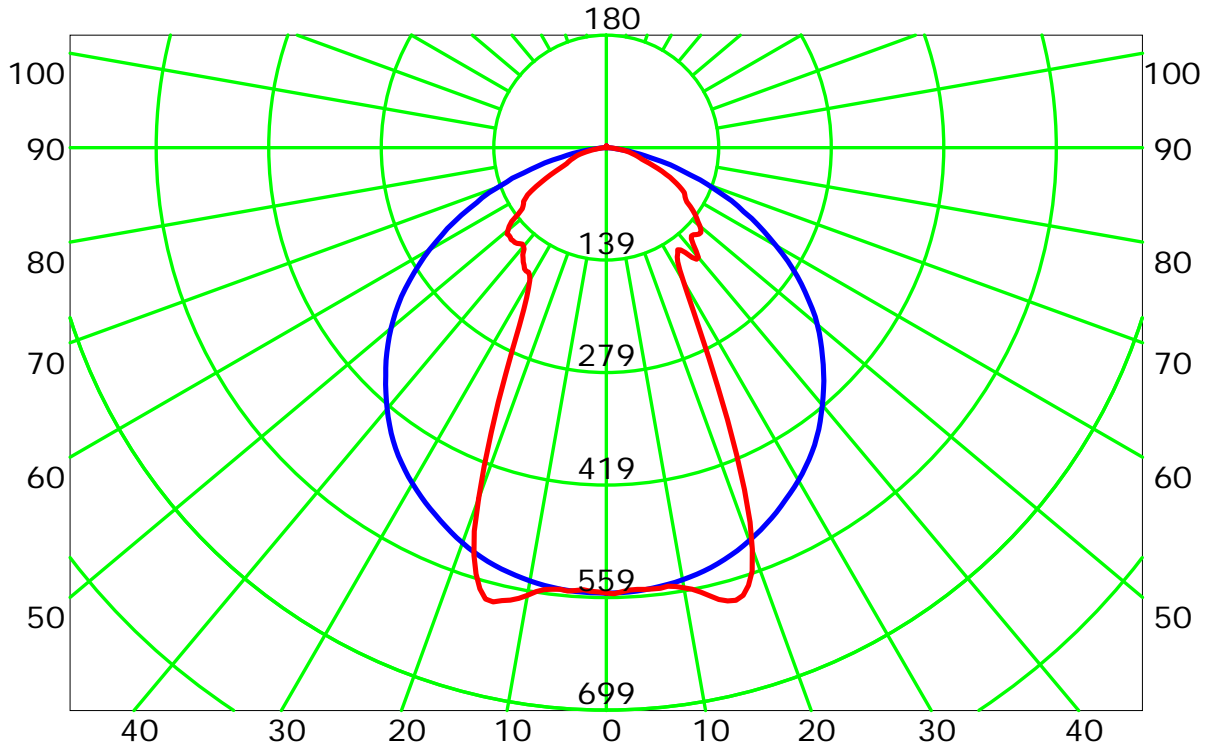


C Plane (°):0.0-360.0: 10.0
 Test Lab:
 Test Type: TYPE C
 Temperature:
 Operator:

Gamma Plane (°):0.0-180.0:1.0
 Test Device: GPM-2000
 Distance: 7.970 m
 Humidity:
 Inspector:



Luminous Intensity Distribution Curve

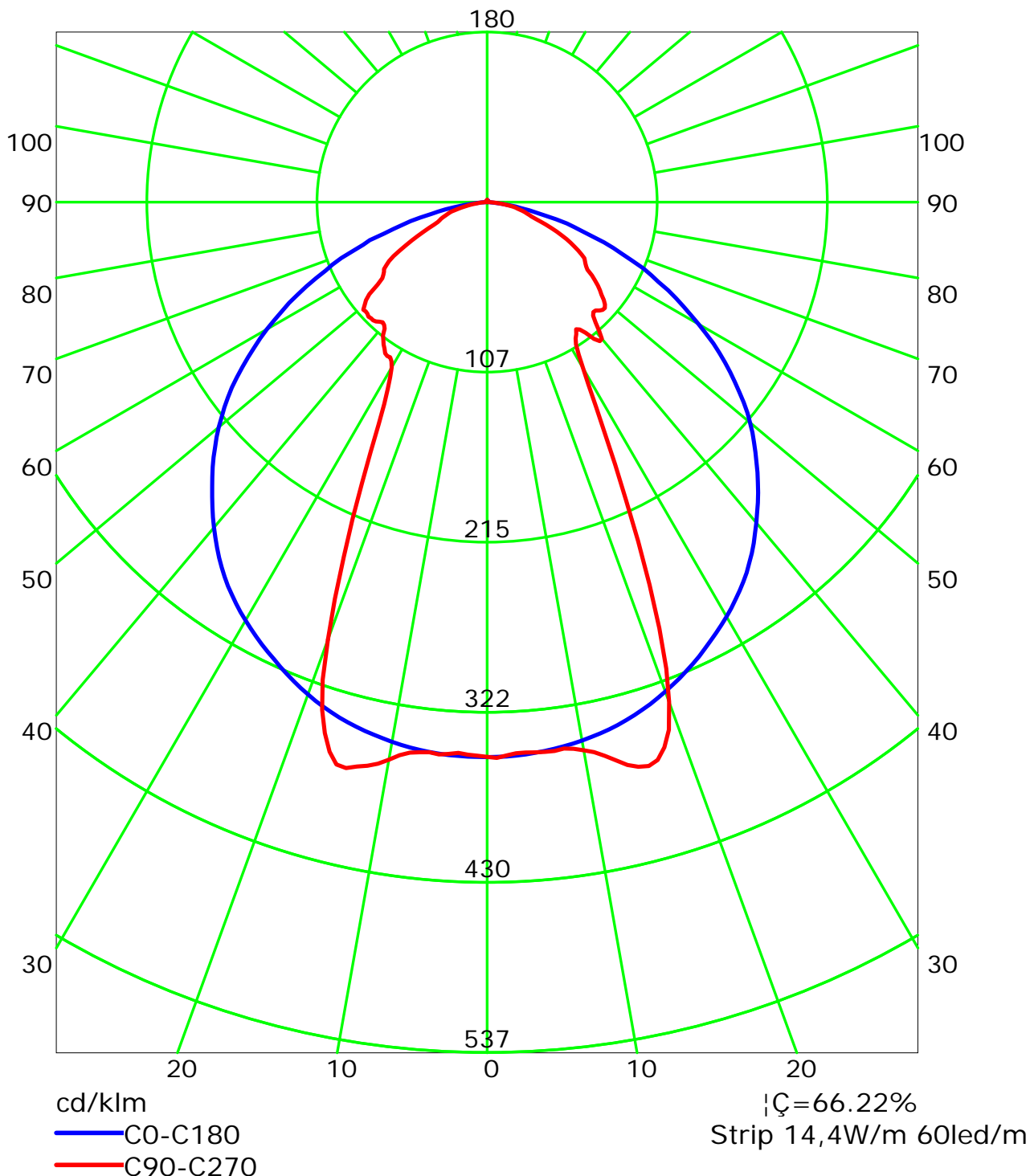


C Plane (°):0.0-360.0: 10.0
Test Lab:
Test Type: TYPE C
Temperature:
Operator:

Gamma Plane (°):0.0-180.0:1.0
Test Device: GPM-2000
Distance: 7.970 m
Humidity:
Inspector:



Luminous Intensity Distribution Curve(cd/klm)

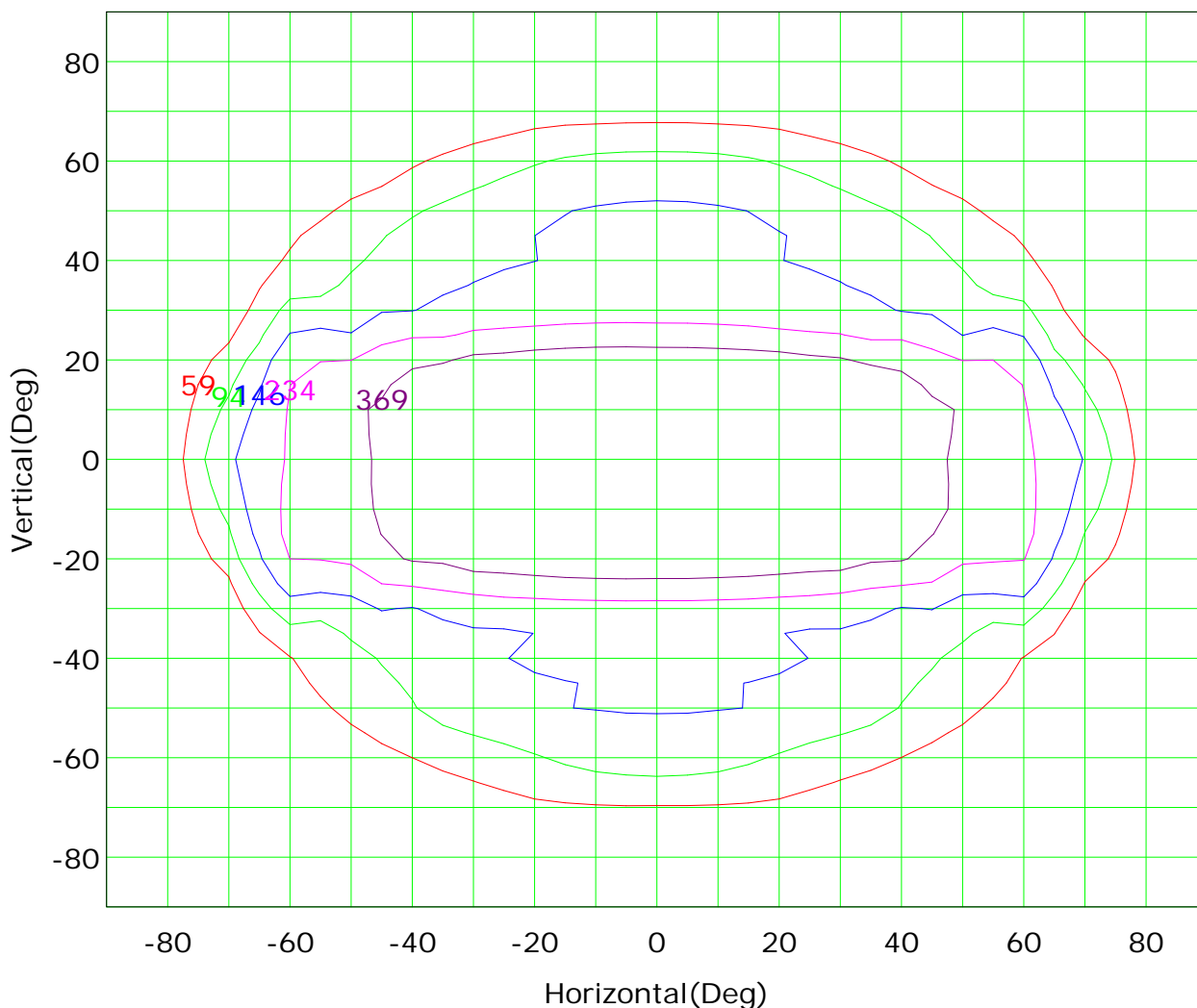


C Plane (°):0.0-360.0: 10.0
Test Lab:
Test Type: TYPE C
Temperature:
Operator:

Gamma Plane (°):0.0-180.0:1.0
Test Device: GPM-2000
Distance: 7.970 m
Humidity:
Inspector:



Isocandela (rectangle)

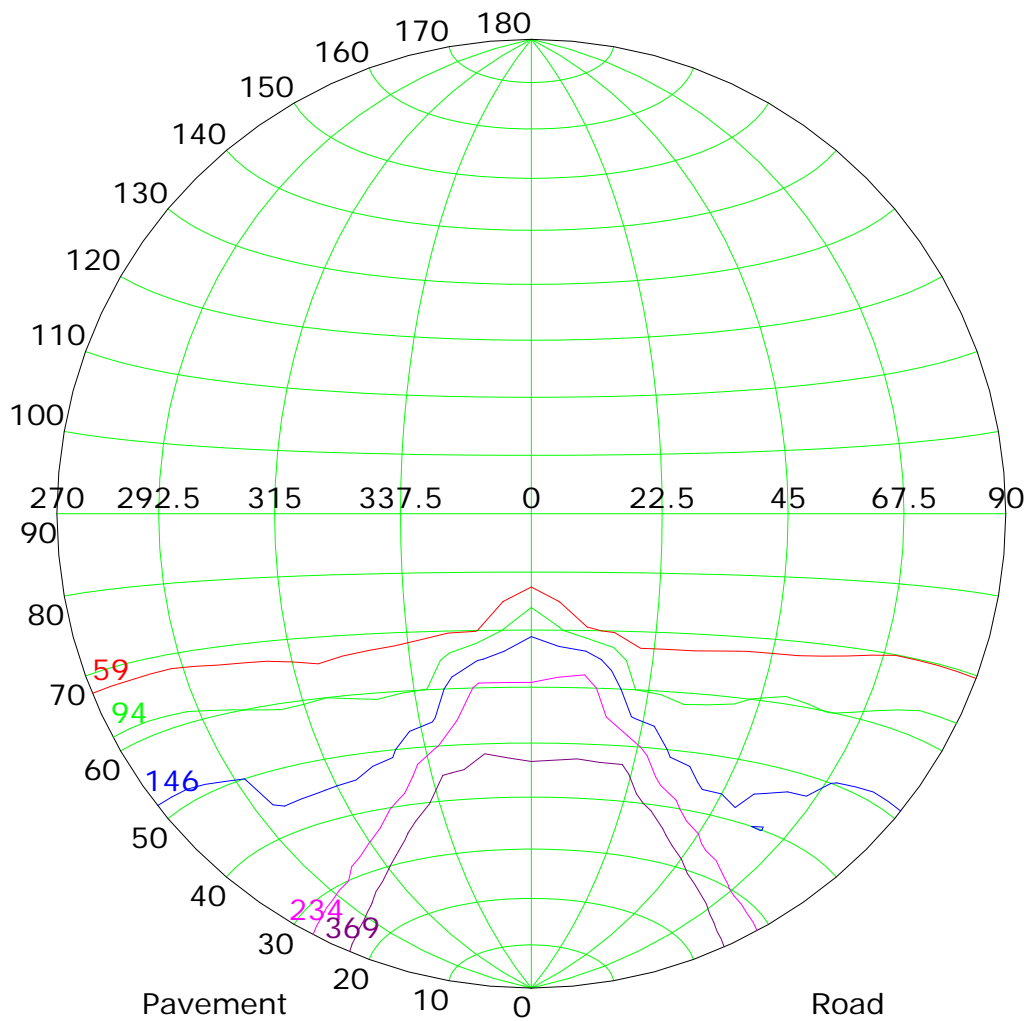


Imax (100%): 586 cd

- | | | | |
|-----------|--------|-----------|--------|
| — (10%): | 59 cd | — (16%): | 94 cd |
| — (25%): | 146 cd | — (40%): | 234 cd |
| — (63%): | 369 cd | — (100%): | 586 cd |



Isocandela (sphere)



Imax (100%): 586 cd

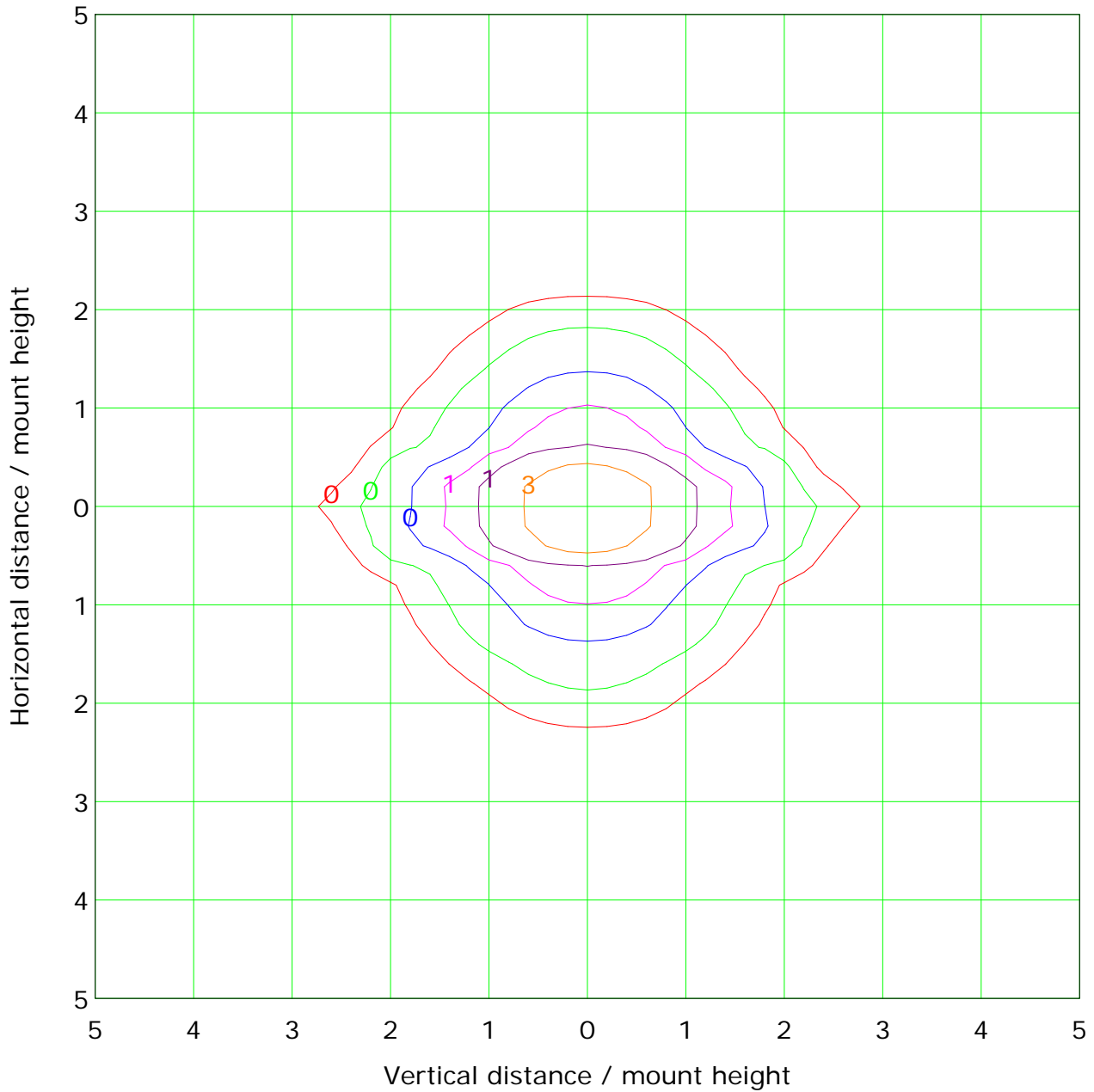
— (10%):	59 cd	— (16%):	94 cd
— (25%):	146 cd	— (40%):	234 cd
— (63%):	369 cd	— (100%):	586 cd

C Plane (°):0.0-360.0: 10.0
 Test Lab:
 Test Type: TYPE C
 Temperature:
 Operator:

Gamma Plane (°):0.0-180.0:1.0
 Test Device: GPM-2000
 Distance: 7.970 m
 Humidity:
 Inspector:



IsoLux Plot



Mounting Height: 10.0m		Max Lux(100%): 5.5 lx	
— (1%):	0.1 lx	— (2%):	0.1 lx
— (5%):	0.3 lx	— (10%):	0.6 lx
— (20%):	1.1 lx	— (50%):	2.8 lx
— (100%):	5.5 lx		

C Plane (°):0.0-360.0: 10.0
 Test Lab:
 Test Type: TYPE C
 Temperature:
 Operator:

Gamma Plane (°):0.0-180.0:1.0
 Test Device: GPM-2000
 Distance: 7.970 m
 Humidity:
 Inspector:



Lum Limit Curve

Dazzle	Quality	Illuminance (lx)							
		a	b	c	d	e	f	g	h
1.15	A	2000	1000	500	<=300				
1.50	B		2000	1000	500	<=300			
1.85	C			2000	1000	500	<=300		
2.20	D				2000	1000	500	<=300	
2.55	E					2000	1000	500	<=300



L(cd/sq.m)	G45	G50	G55	G60	G65	G70	G75	G80	G85
C0	382	343	296	244	189	134	82	34	7
C90	153	152	128	112	88	56	39	26	8
C180	388	350	305	254	199	142	87	42	9
C270	164	160	126	108	70	49	37	19	6

C Plane (°):0.0-360.0: 10.0

Test Lab:

Test Type: TYPE C

Temperature:

Operator:

Gamma Plane (°):0.0-180.0:1.0

Test Device: GPM-2000

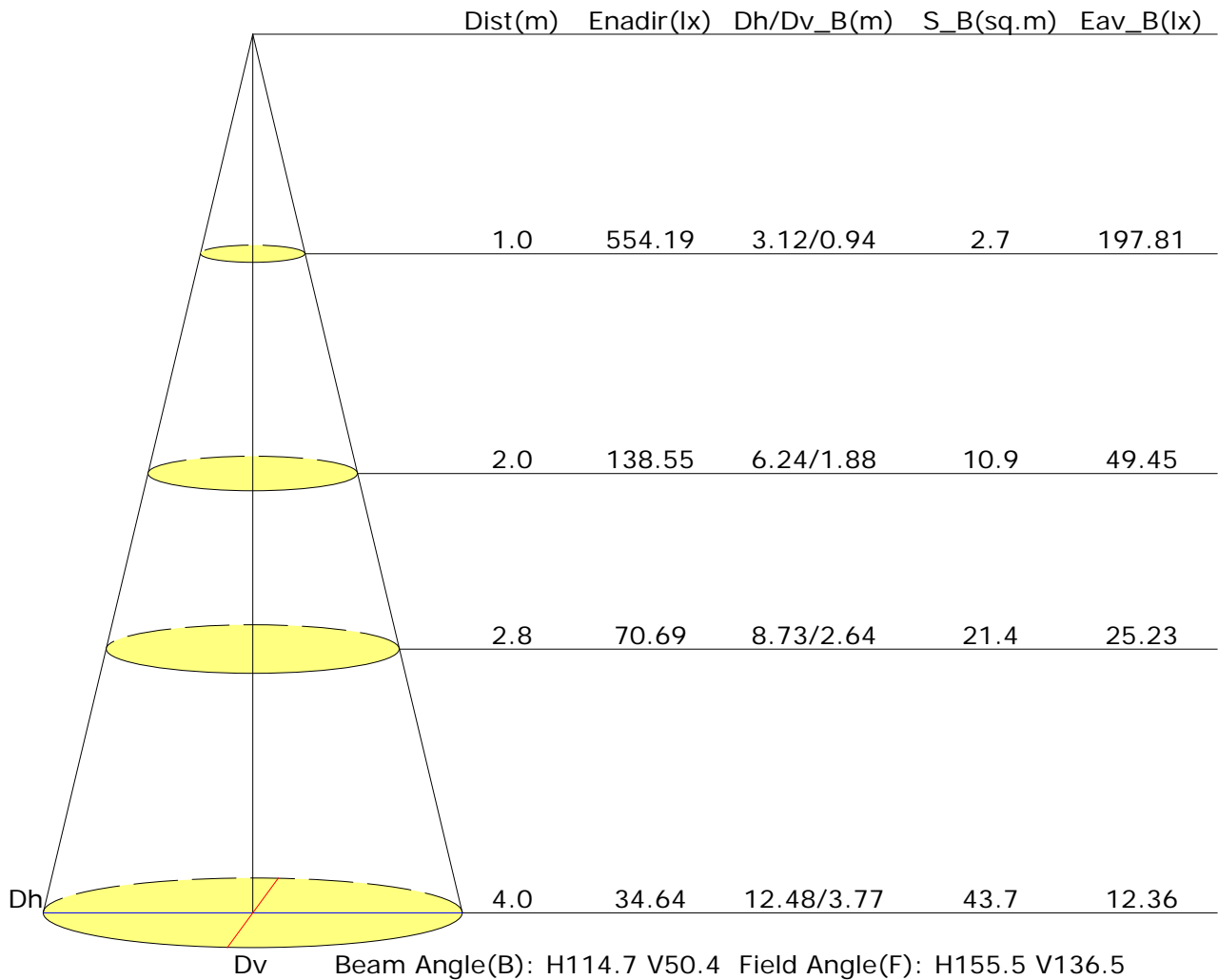
Distance: 7.970 m

Humidity:

Inspector:

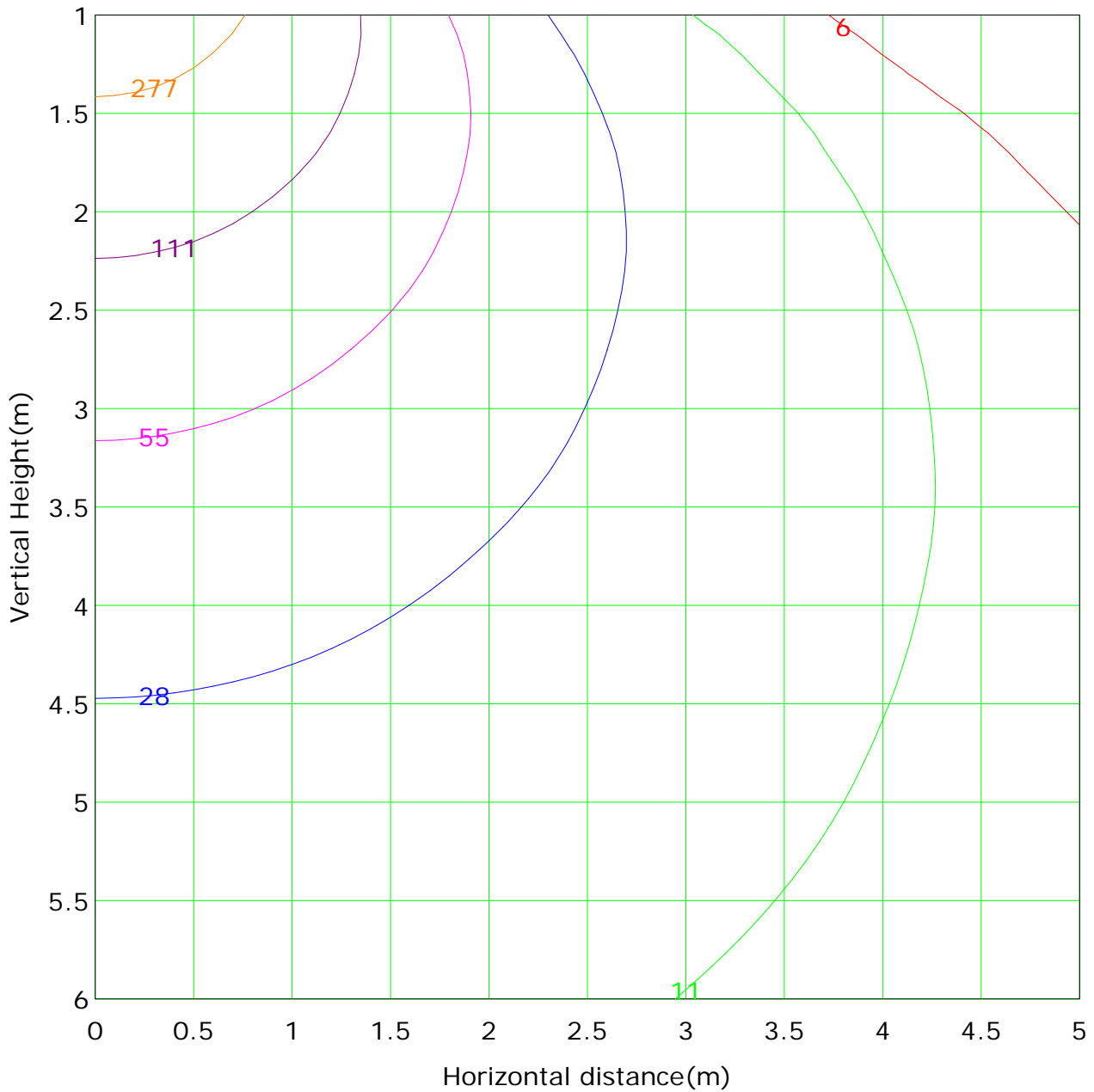


Illuminance at a Distance





Vertical IsoLux Plot



Lowest(m): 1.0m	Highest(m): 6.0m	Max Lux: 554.2 lx
(1%): 5.5 lx	(2%): 11.1 lx	(10%): 55.4 lx
(5%): 27.7 lx	(20%): 110.8 lx	(50%): 277.1 lx
(100%): 554.2 lx		

C Plane (°):0.0-360.0: 10.0
 Test Lab:
 Test Type: TYPE C
 Temperature:
 Operator:

Gamma Plane (°):0.0-180.0:1.0
 Test Device: GPM-2000
 Distance: 7.970 m
 Humidity:
 Inspector:



Report No.:

Test Time: 03/09/2018 10:17

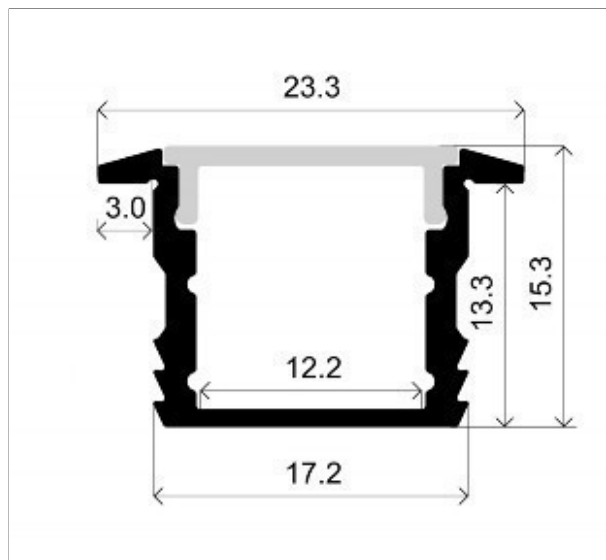
Luminaire Property

Luminaire Manufacturer: Lighting Line
 Luminaire Description: LLP-RE02-03 + LLD-03-FH
 Lamp Description: Strip 14,4W/m 60led/m Number of Lamps: 1
 Lumens per Lamp: 1579 lm Voltage: 24.0 V
 Current: 0.601 A Power: 14.41 W
 Power Factor: 1.000

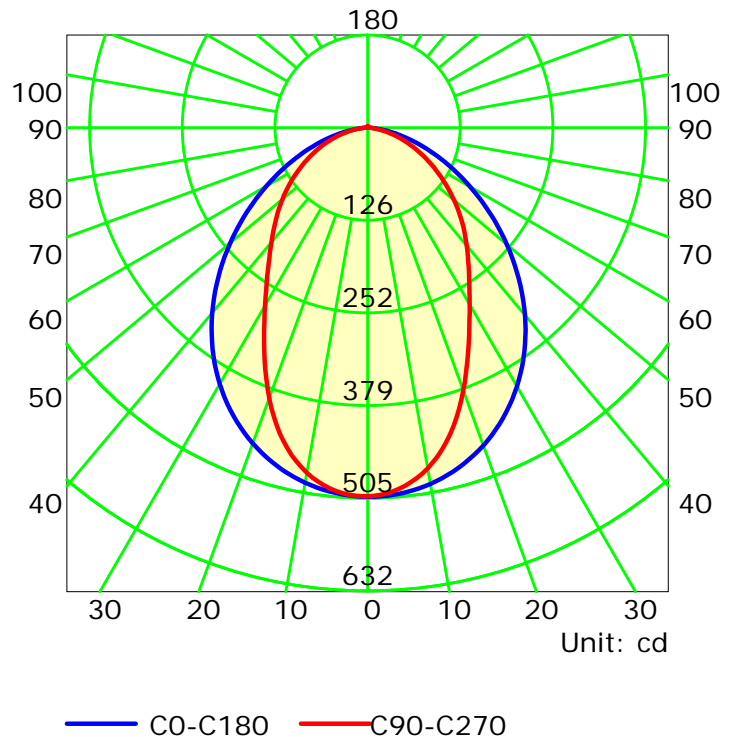
Photometric Results

CIE Class: Direct	Total Rated Lamp Lumens: 1579.0 lm
Measurement Flux: 985.1 lm	Efficiency: 62.39%
Downward Ratio: 62.18%	Upward Ratio: 0.21%
Field Angle(C0/C180,C90/C270,C45/C225,C135/315): 152.1, 143.5, 145.2, 145.4	
Beam Angle(C0/C180,C90/C270,C45/C225,C135/315): 98.7, 66.7, 76.5, 77.1	
Luminaire Efficacy Rating (LER): 68.41	Central Intensity: 503.59 cd
Max. Intensity: 503.64 cd	Pos of Max. Intensity: H0 V1
S/MH(C0/C180): 1.20	S/MH(C90/C270): 0.92

Picture Of Luminaire



Luminous Intensity Distribution Curve



C Plane (°):0.0-360.0: 10.0

Test Lab:

Test Type: TYPE C

Temperature:

Operator:

Gamma Plane (°):0.0-180.0:1.0

Test Device: GPM-2000

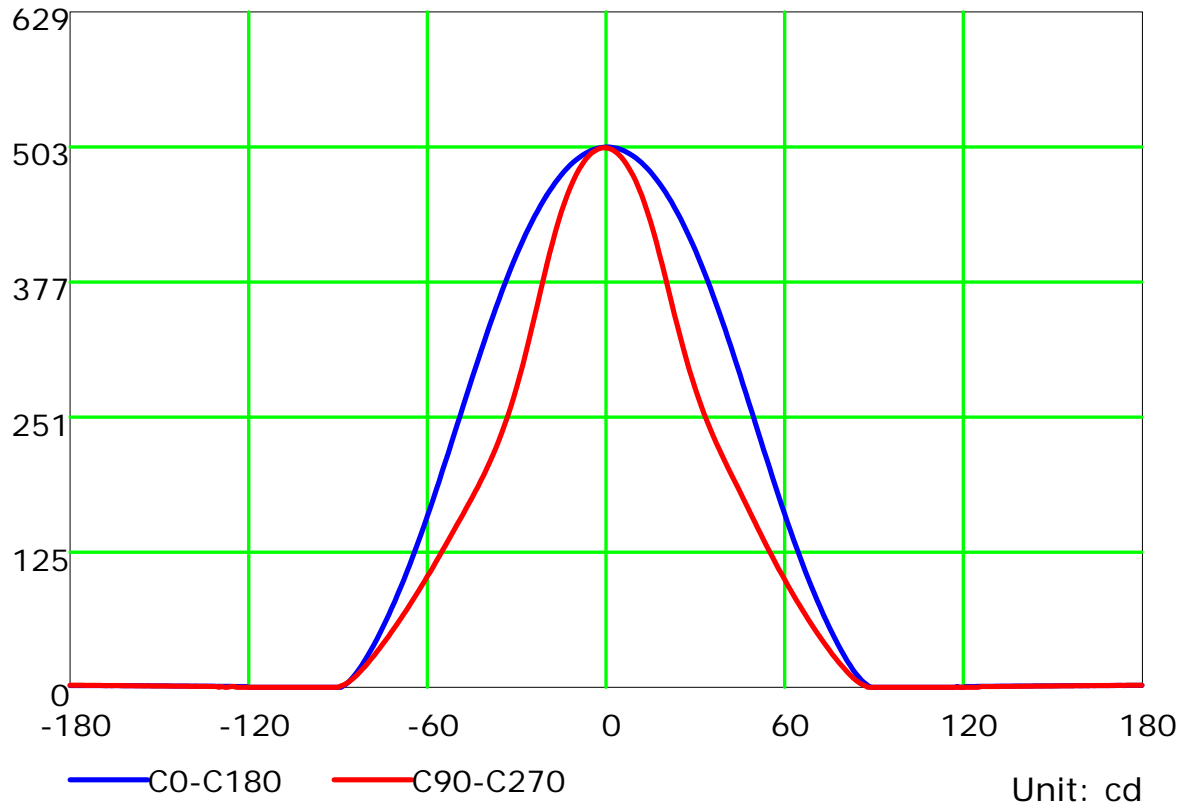
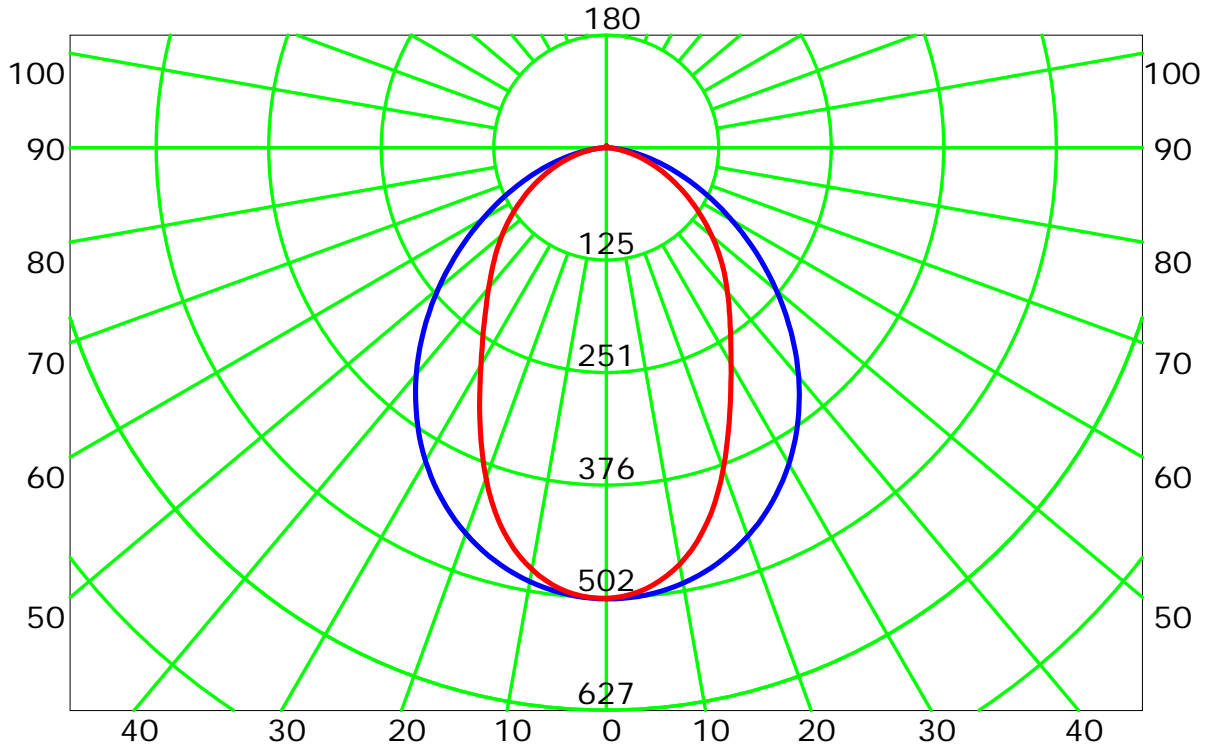
Distance: 7.970 m

Humidity:

Inspector:



Luminous Intensity Distribution Curve

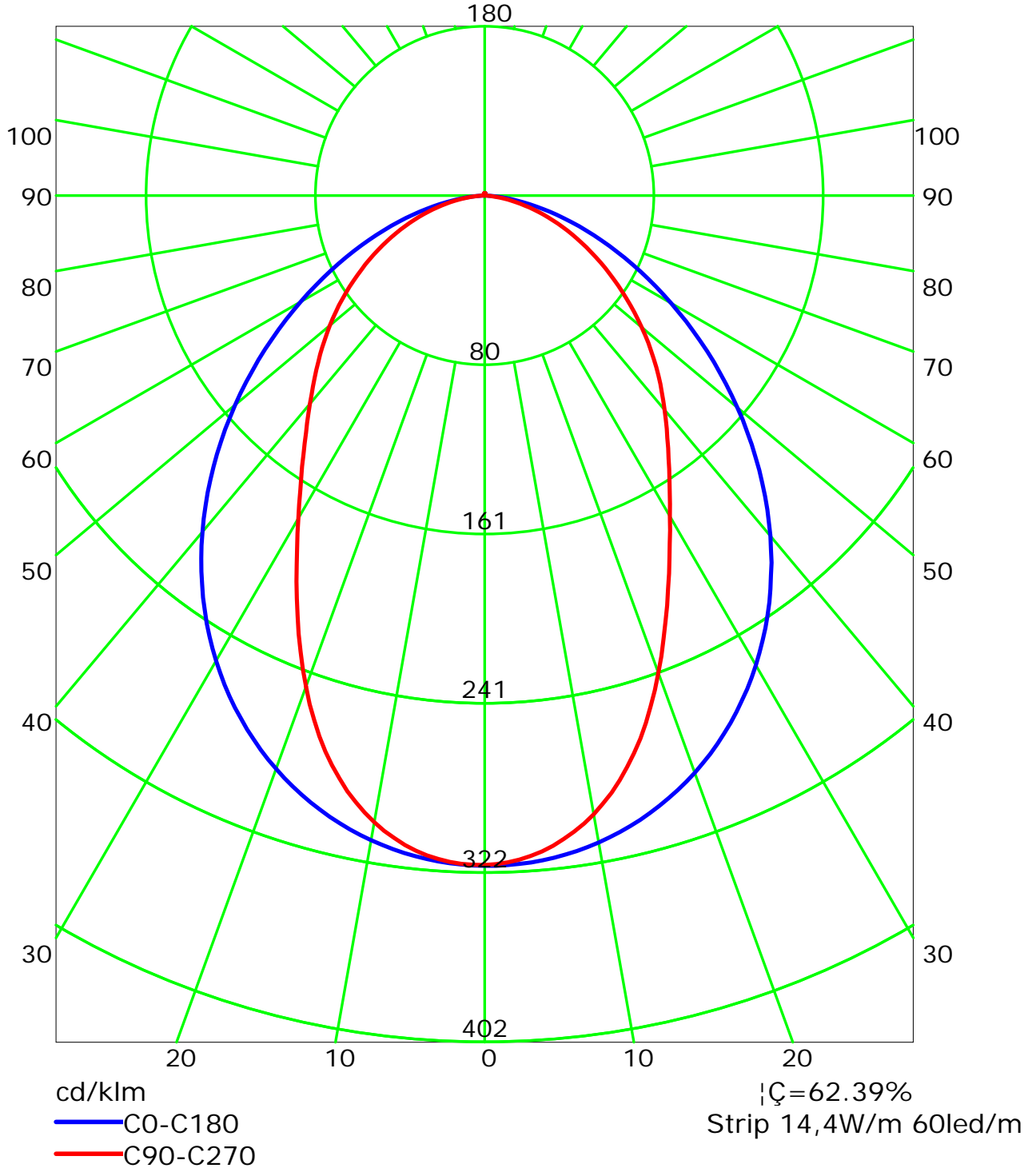


C Plane (°):0.0-360.0: 10.0
 Test Lab:
 Test Type: TYPE C
 Temperature:
 Operator:

Gamma Plane (°):0.0-180.0:1.0
 Test Device: GPM-2000
 Distance: 7.970 m
 Humidity:
 Inspector:



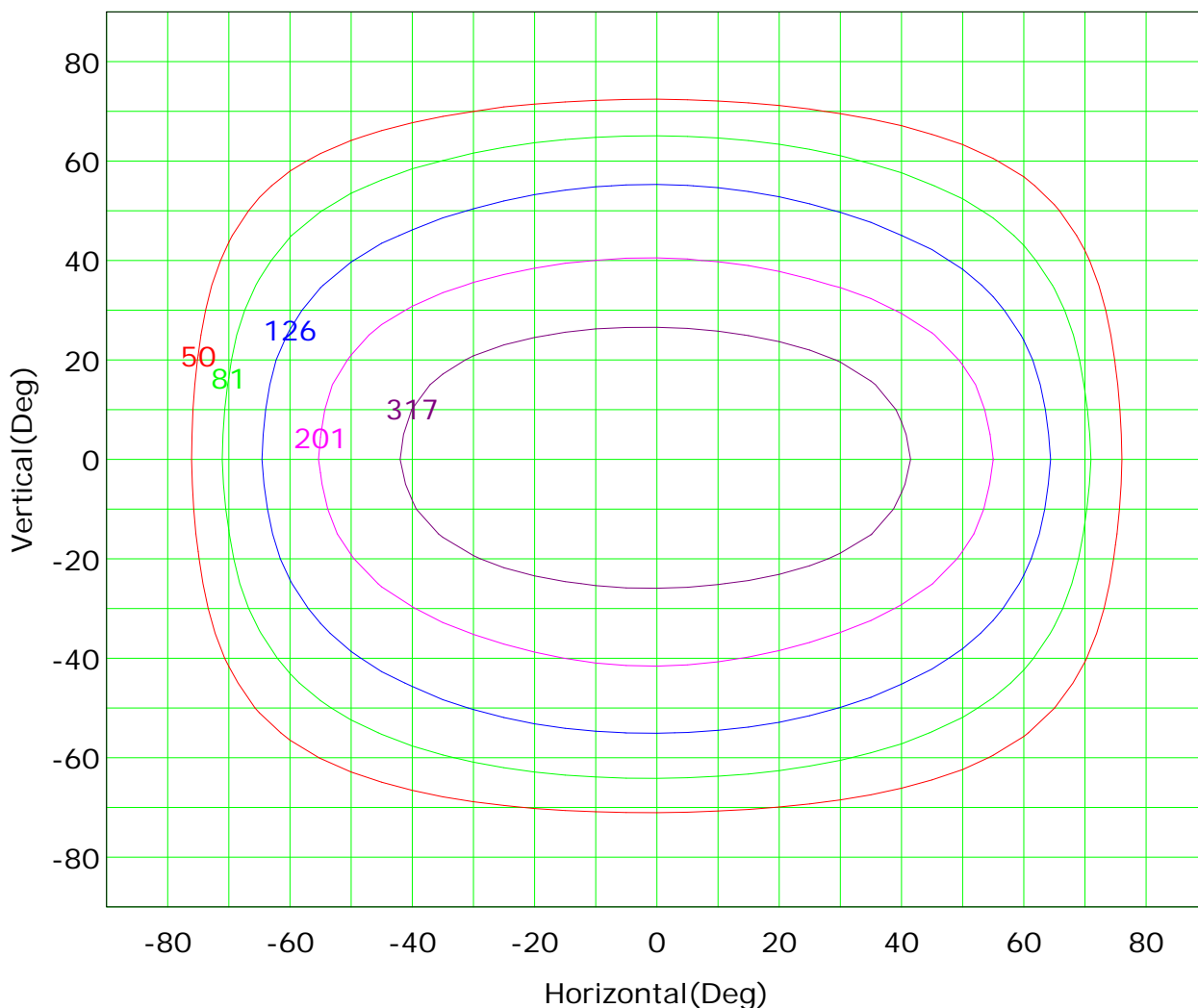
Luminous Intensity Distribution Curve(cd/klm)



C Plane (°):0.0-360.0: 10.0
Test Lab:
Test Type: TYPE C
Temperature:
Operator:

Gamma Plane (°):0.0-180.0:1.0
Test Device: GPM-2000
Distance: 7.970 m
Humidity:
Inspector:

Isocandela (rectangle)



Imax (100%): 504 cd

- | | | | |
|-----------|--------|-----------|--------|
| — (10%): | 50 cd | — (16%): | 81 cd |
| — (25%): | 126 cd | — (40%): | 201 cd |
| — (63%): | 317 cd | — (100%): | 504 cd |

C Plane (°):0.0-360.0: 10.0

Test Lab:

Test Type: TYPE C

Temperature:

Operator:

Gamma Plane (°):0.0-180.0:1.0

Test Device: GPM-2000

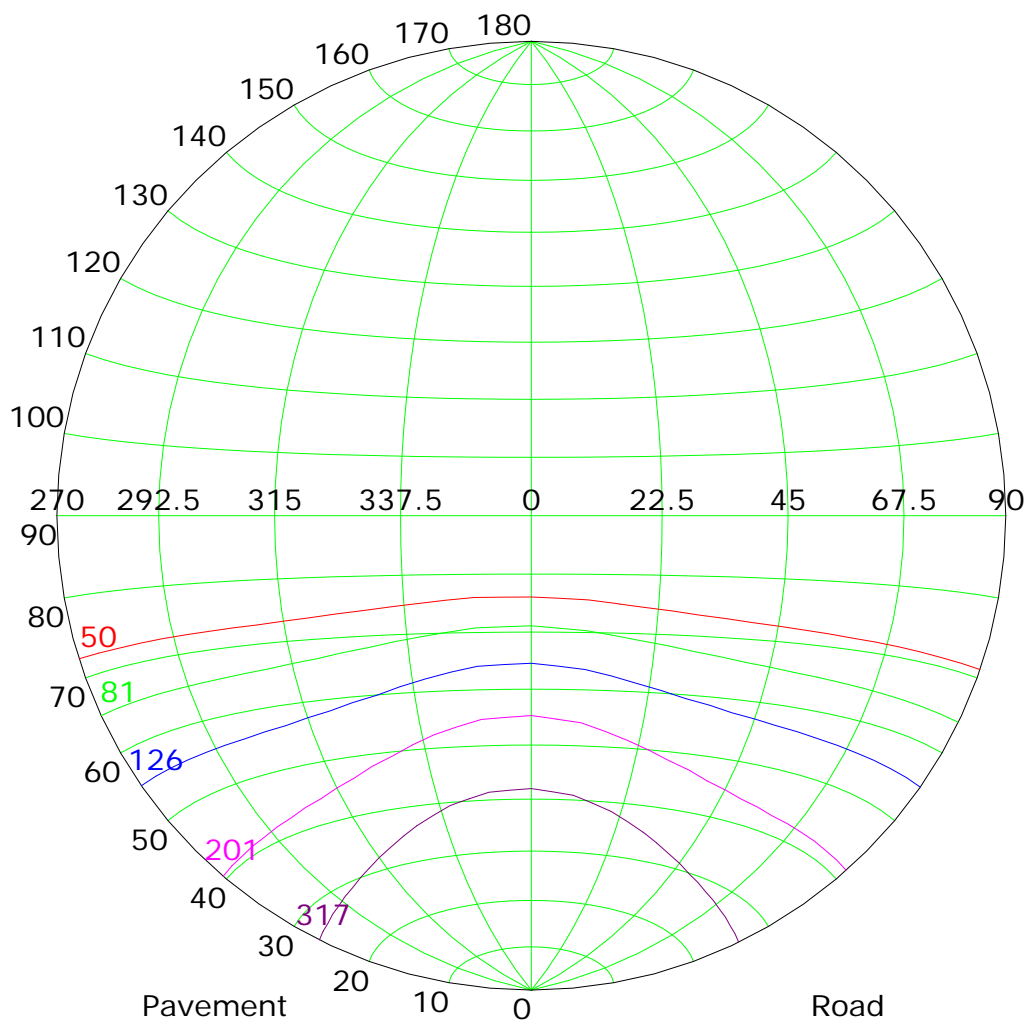
Distance: 7.970 m

Humidity:

Inspector:



Isocandela (sphere)



Imax (100%): 504 cd

- | | | | |
|-----------|--------|-----------|--------|
| — (10%): | 50 cd | — (16%): | 81 cd |
| — (25%): | 126 cd | — (40%): | 201 cd |
| — (63%): | 317 cd | — (100%): | 504 cd |

C Plane (°):0.0-360.0: 10.0

Test Lab:

Test Type: TYPE C

Temperature:

Operator:

Gamma Plane (°):0.0-180.0:1.0

Test Device: GPM-2000

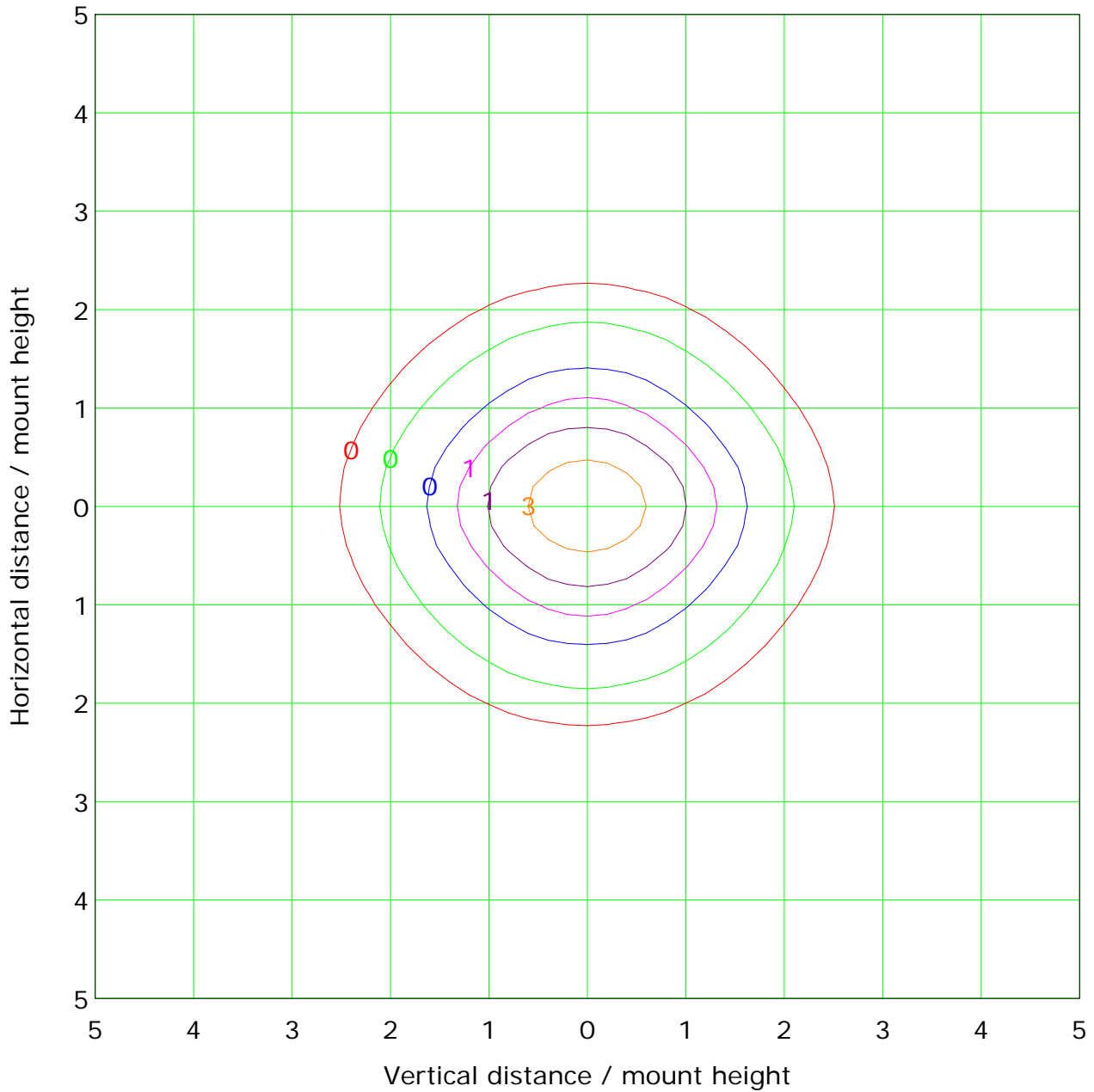
Distance: 7.970 m

Humidity:

Inspector:



IsoLux Plot



Mounting Height: 10.0m Max Lux(100%): 5.0 lx

— (1%): 0.1 lx	— (2%): 0.1 lx
— (5%): 0.3 lx	— (10%): 0.5 lx
— (20%): 1.0 lx	— (50%): 2.5 lx
— (100%): 5.0 lx	

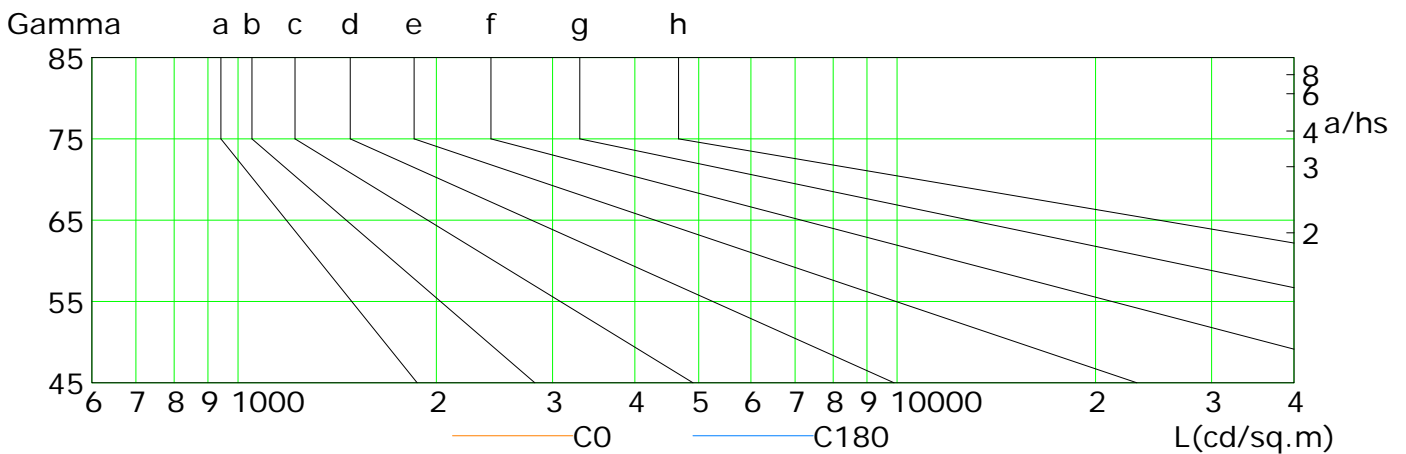
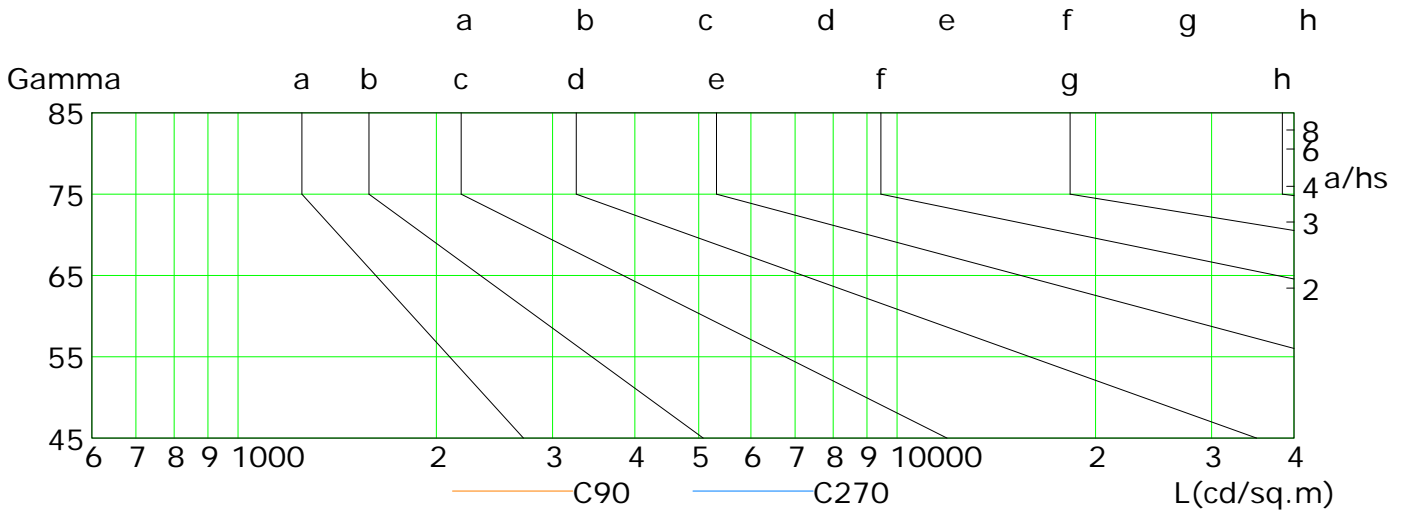
C Plane (°):0.0-360.0: 10.0
 Test Lab:
 Test Type: TYPE C
 Temperature:
 Operator:

Gamma Plane (°):0.0-180.0:1.0
 Test Device: GPM-2000
 Distance: 7.970 m
 Humidity:
 Inspector:



Lum Limit Curve

Dazzle	Quality	Illuminance (lx)							
		a	b	c	d	e	f	g	h
1.15	A	2000	1000	500	<=300				
1.50	B		2000	1000	500	<=300			
1.85	C			2000	1000	500	<=300		
2.20	D				2000	1000	500	<=300	
2.55	E					2000	1000	500	<=300



L(cd/sq.m)	G45	G50	G55	G60	G65	G70	G75	G80	G85
C0	292	248	204	162	123	87	56	30	9
C90	182	154	126	101	77	55	35	18	4
C180	288	245	202	160	121	87	56	30	9
C270	177	152	127	104	81	60	40	23	8

C Plane (°):0.0-360.0: 10.0

Test Lab:

Test Type: TYPE C

Temperature:

Operator:

Gamma Plane (°):0.0-180.0:1.0

Test Device: GPM-2000

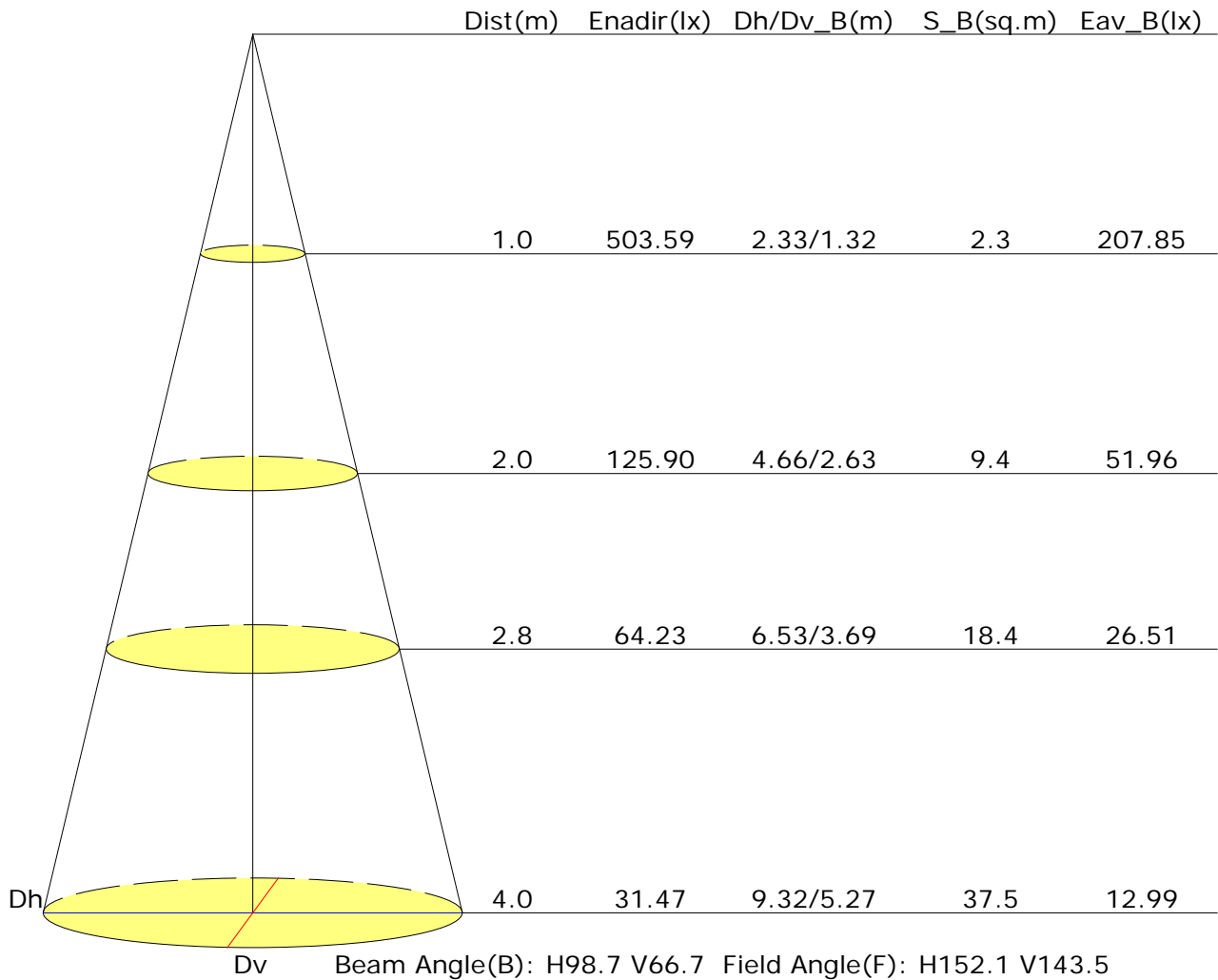
Distance: 7.970 m

Humidity:

Inspector:

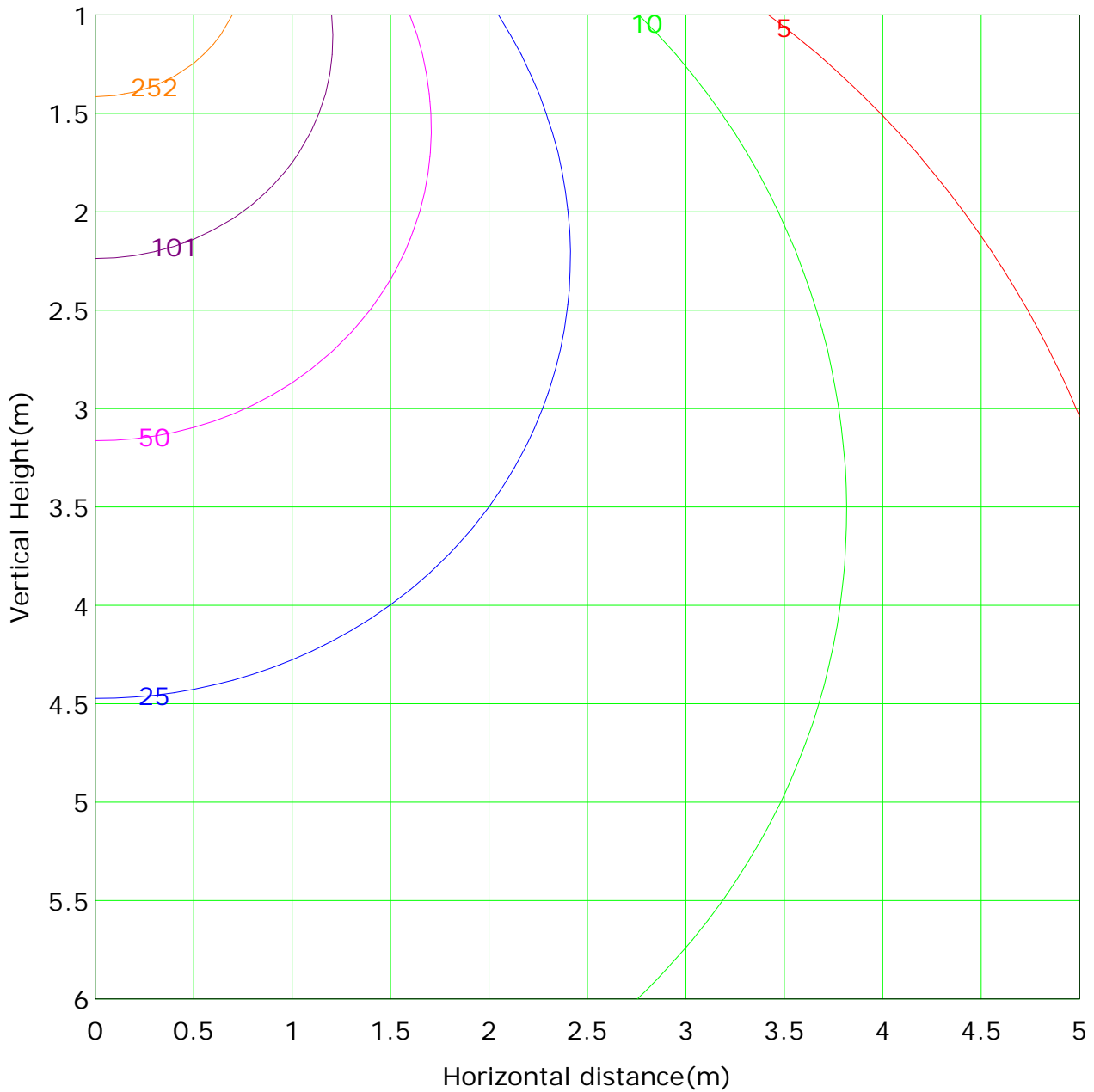


Illuminance at a Distance





Vertical IsoLux Plot



Lowest(m): 1.0m	Highest(m): 6.0m	Max Lux: 503.6 lx
(1%): 5.0 lx	(2%): 10.1 lx	(10%): 50.4 lx
(5%): 25.2 lx	(20%): 100.7 lx	(50%): 251.8 lx
(100%): 503.6 lx		

C Plane (°):0.0-360.0: 10.0
 Test Lab:
 Test Type: TYPE C
 Temperature:
 Operator:

Gamma Plane (°):0.0-180.0:1.0
 Test Device: GPM-2000
 Distance: 7.970 m
 Humidity:
 Inspector:



Report No.:

Test Time: 31/08/2018 11:57

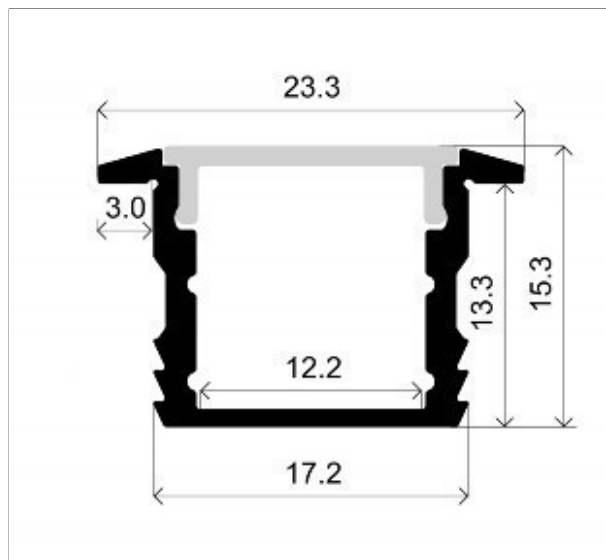
Luminaire Property

Luminaire Manufacturer: Lighting Line
 Luminaire Description: LLP-RE02-03 + LLD-03-FM
 Lamp Description: Strip 14,4W/m 60led/m Number of Lamps: 1
 Lumens per Lamp: 1579 lm Voltage: 24.0 V
 Current: 0.593 A Power: 14.22 W
 Power Factor: 1.000

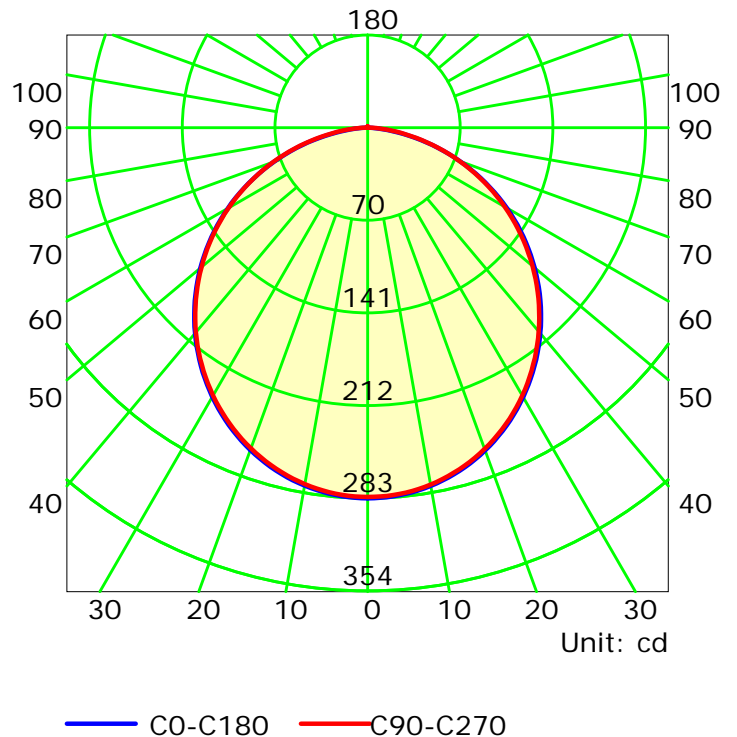
Photometric Results

CIE Class: Direct	Total Rated Lamp Lumens: 1579.0 lm
Measurement Flux: 801.5 lm	Efficiency: 50.76%
Downward Ratio: 50.52%	Upward Ratio: 0.24%
Field Angle(C0/C180,C90/C270,C45/C225,C135/315): 160.0, 161.2, 160.8, 160.8	
Beam Angle(C0/C180,C90/C270,C45/C225,C135/315): 111.8, 111.3, 111.9, 111.9	
Luminaire Efficacy Rating (LER): 56.41	Central Intensity: 283.37 cd
Max. Intensity: 283.37 cd	Pos of Max. Intensity: H0 V0
S/MH(C0/C180): 1.25	S/MH(C90/C270): 1.25

Picture Of Luminaire



Luminous Intensity Distribution Curve

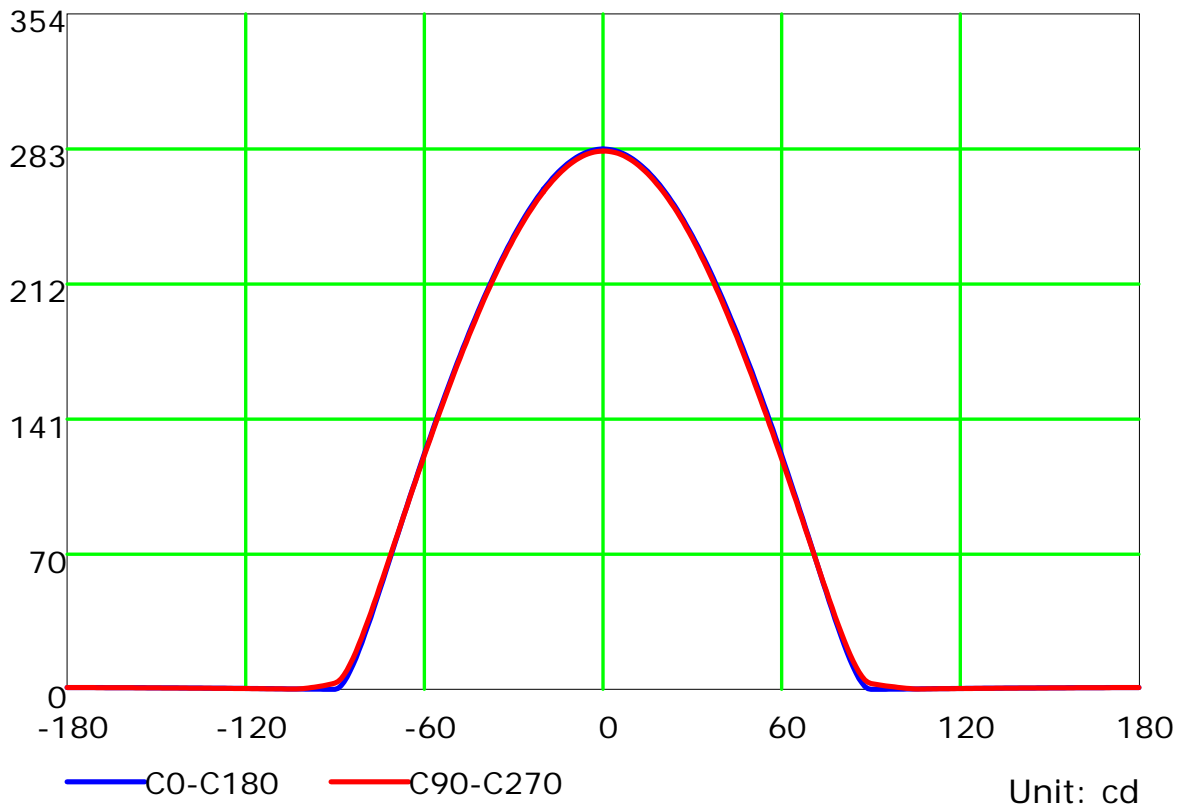
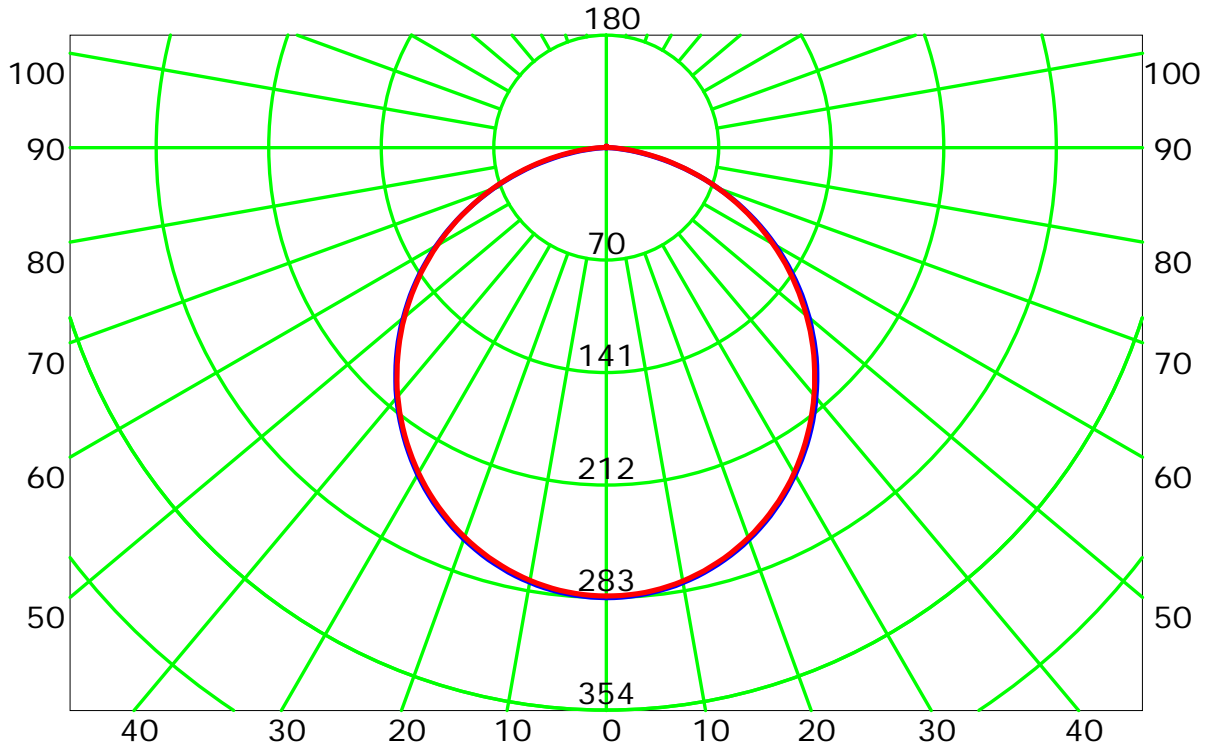


C Plane (°):0.0-360.0: 10.0
 Test Lab:
 Test Type: TYPE C
 Temperature:
 Operator:

Gamma Plane (°):0.0-180.0:1.0
 Test Device: GPM-2000
 Distance: 7.970 m
 Humidity:
 Inspector:



Luminous Intensity Distribution Curve

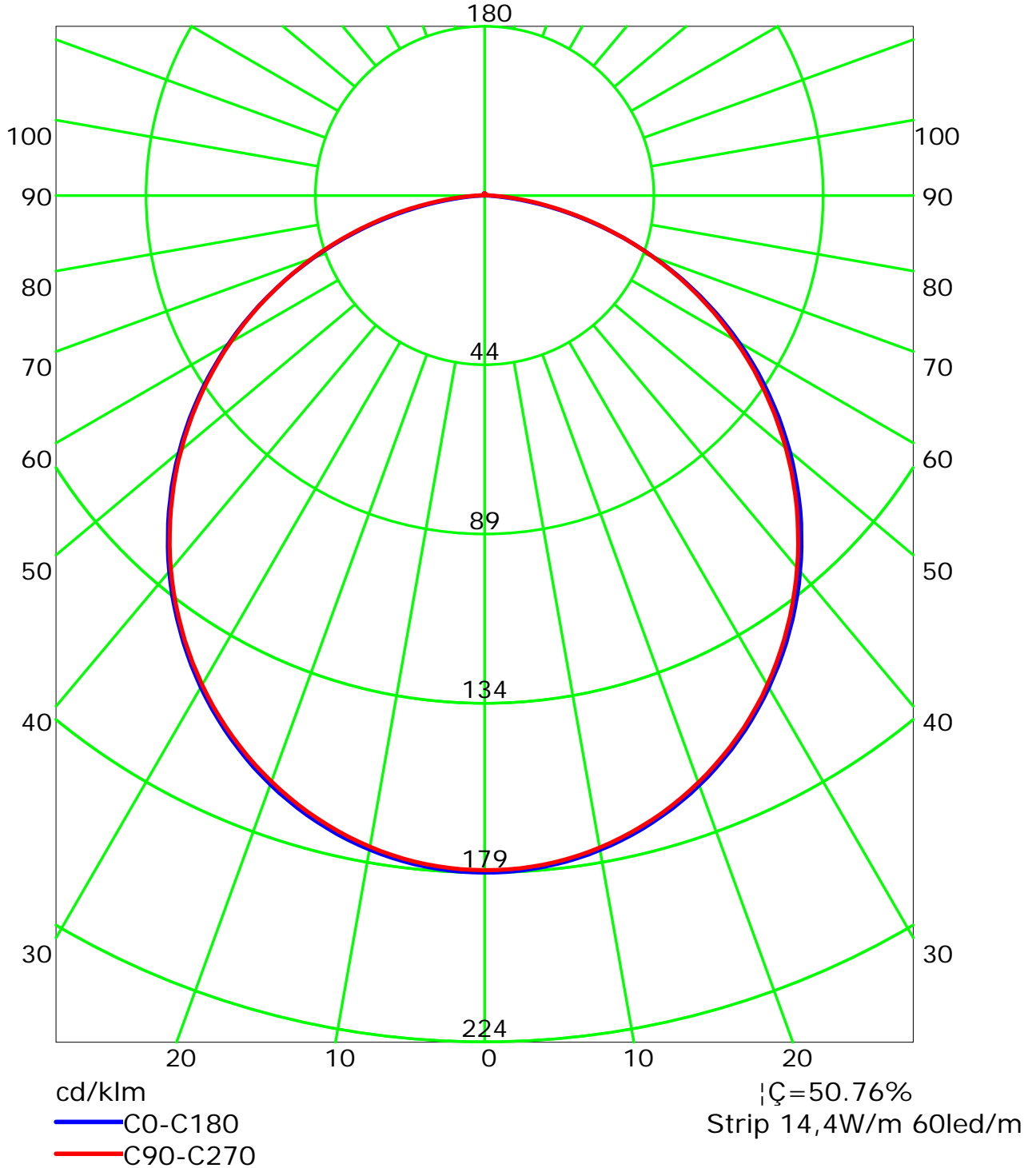


C Plane (°):0.0-360.0: 10.0
Test Lab:
Test Type: TYPE C
Temperature:
Operator:

Gamma Plane (°):0.0-180.0:1.0
Test Device: GPM-2000
Distance: 7.970 m
Humidity:
Inspector:



Luminous Intensity Distribution Curve(cd/klm)

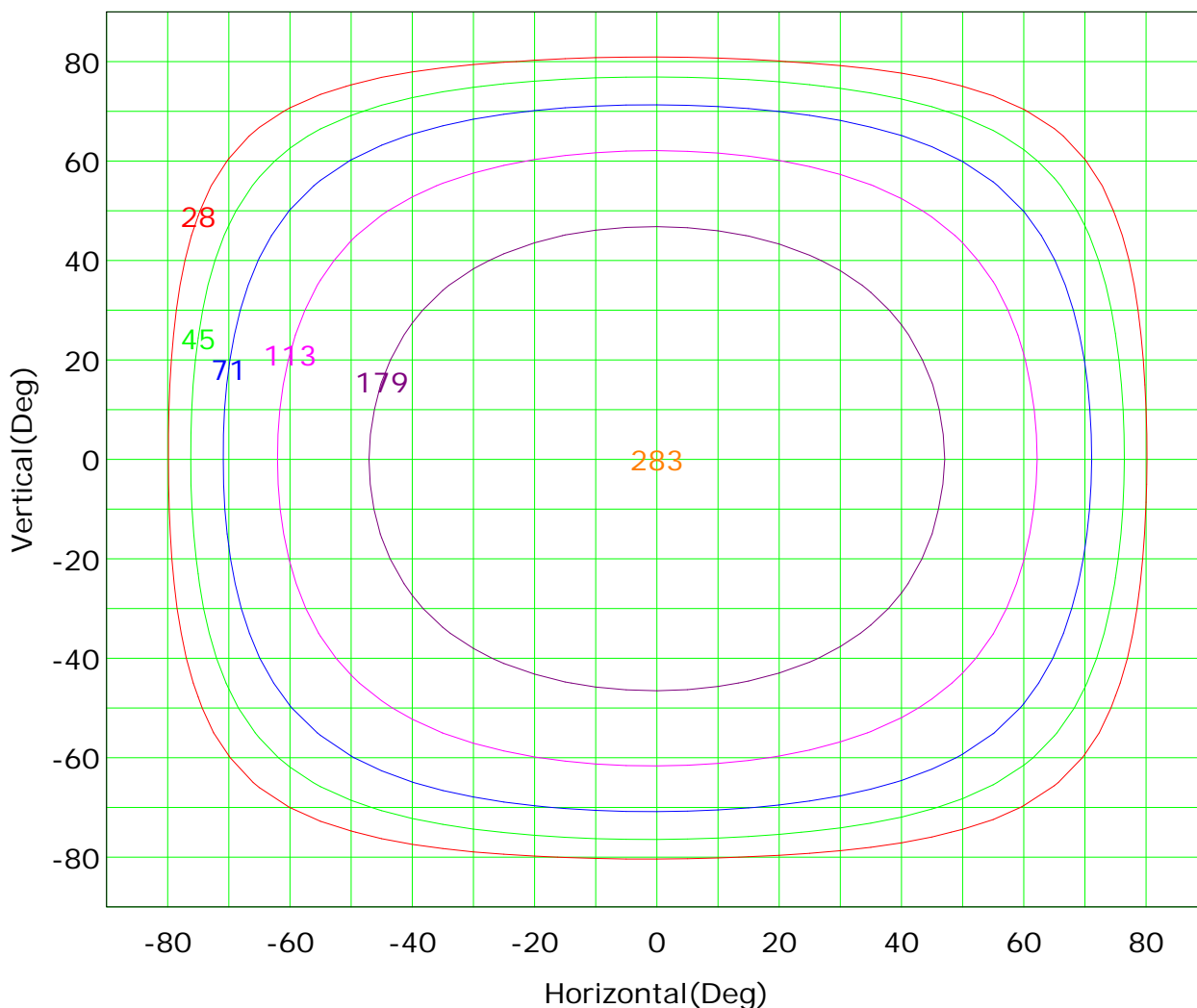


C Plane (°):0.0-360.0: 10.0
Test Lab:
Test Type: TYPE C
Temperature:
Operator:

Gamma Plane (°):0.0-180.0:1.0
Test Device: GPM-2000
Distance: 7.970 m
Humidity:
Inspector:



Isocandela (rectangle)



Imax (100%): 283 cd

— (10%):	28 cd	— (16%):	45 cd
— (25%):	71 cd	— (40%):	113 cd
— (63%):	179 cd	— (100%):	283 cd

C Plane (°):0.0-360.0: 10.0

Test Lab:

Test Type: TYPE C

Temperature:

Operator:

Gamma Plane (°):0.0-180.0:1.0

Test Device: GPM-2000

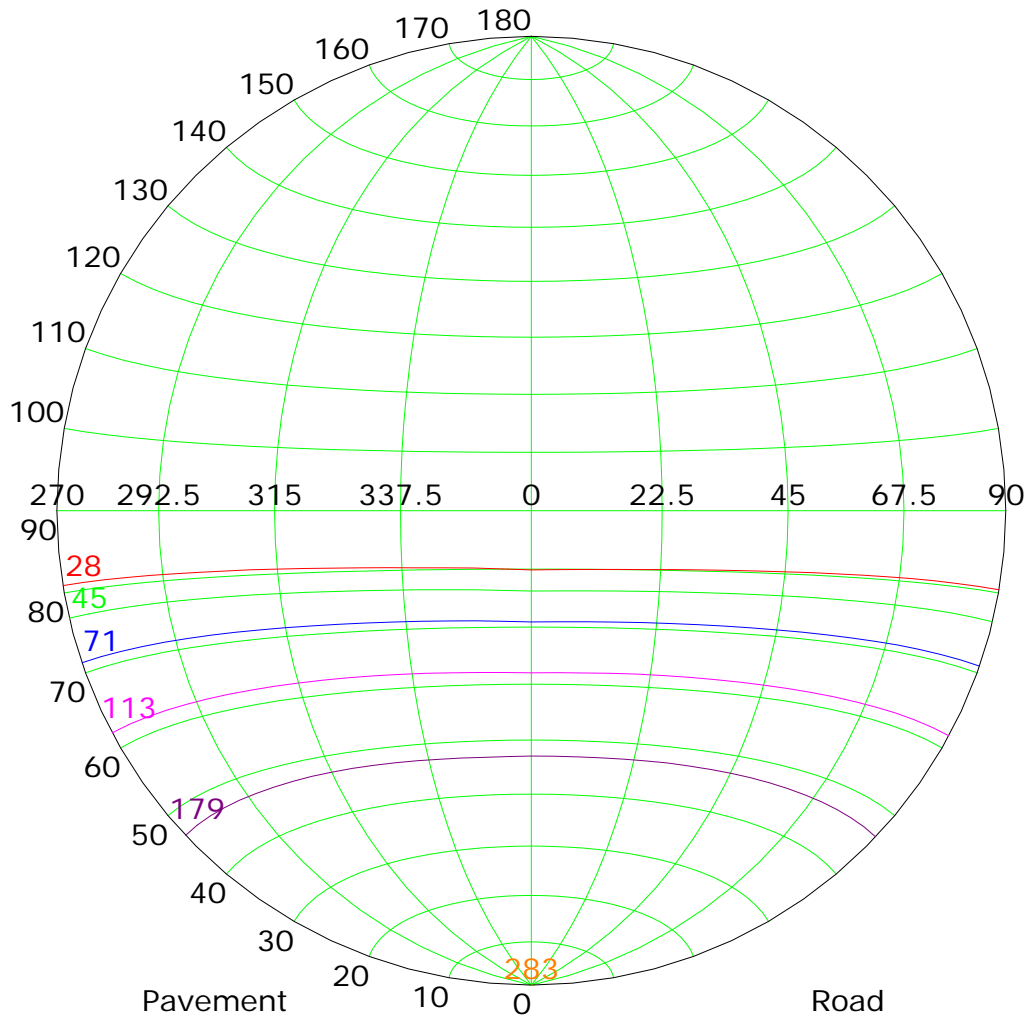
Distance: 7.970 m

Humidity:

Inspector:



Isocandela (sphere)



Imax (100%): 283 cd

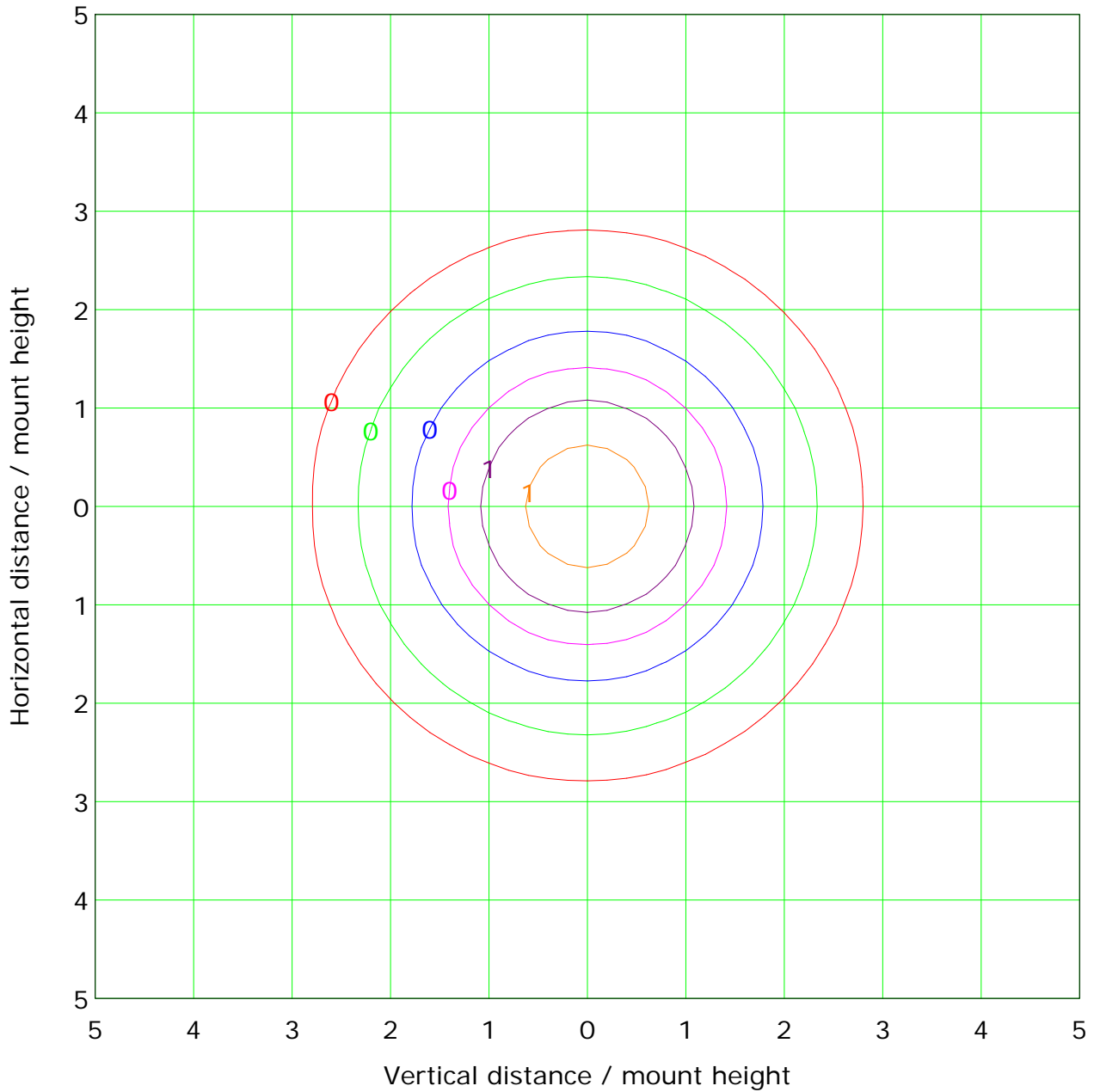
— (10%):	28 cd	— (16%):	45 cd
— (25%):	71 cd	— (40%):	113 cd
— (63%):	179 cd	— (100%):	283 cd

C Plane (°):0.0-360.0: 10.0
 Test Lab:
 Test Type: TYPE C
 Temperature:
 Operator:

Gamma Plane (°):0.0-180.0:1.0
 Test Device: GPM-2000
 Distance: 7.970 m
 Humidity:
 Inspector:



IsoLux Plot



Mounting Height: 10.0m		Max Lux(100%): 2.8 lx	
— (1%):	0.0 lx	— (2%):	0.1 lx
— (5%):	0.1 lx	— (10%):	0.3 lx
— (20%):	0.6 lx	— (50%):	1.4 lx
— (100%):	2.8 lx		

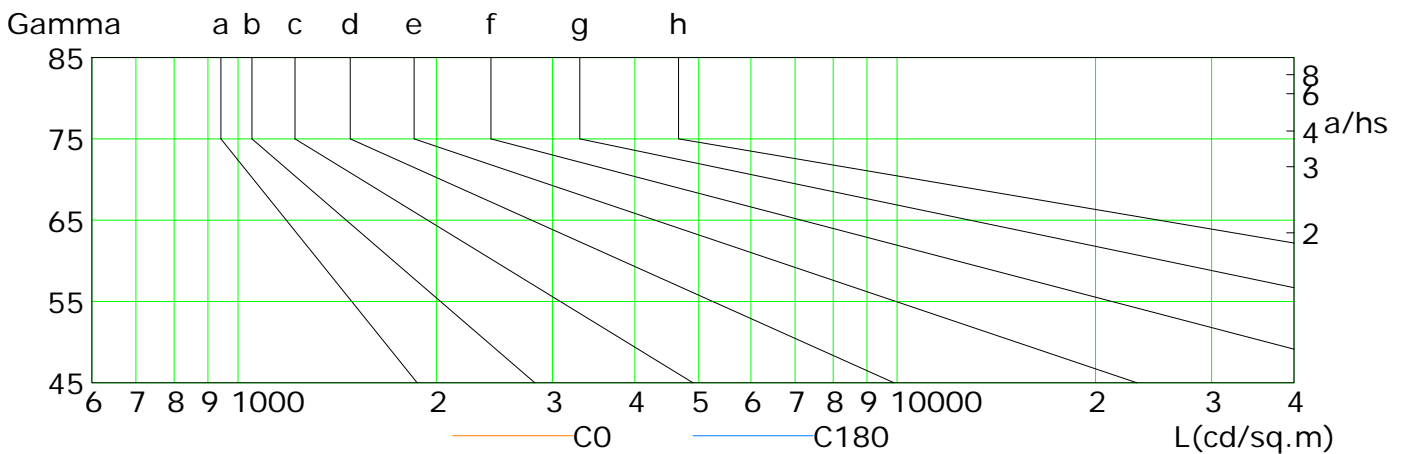
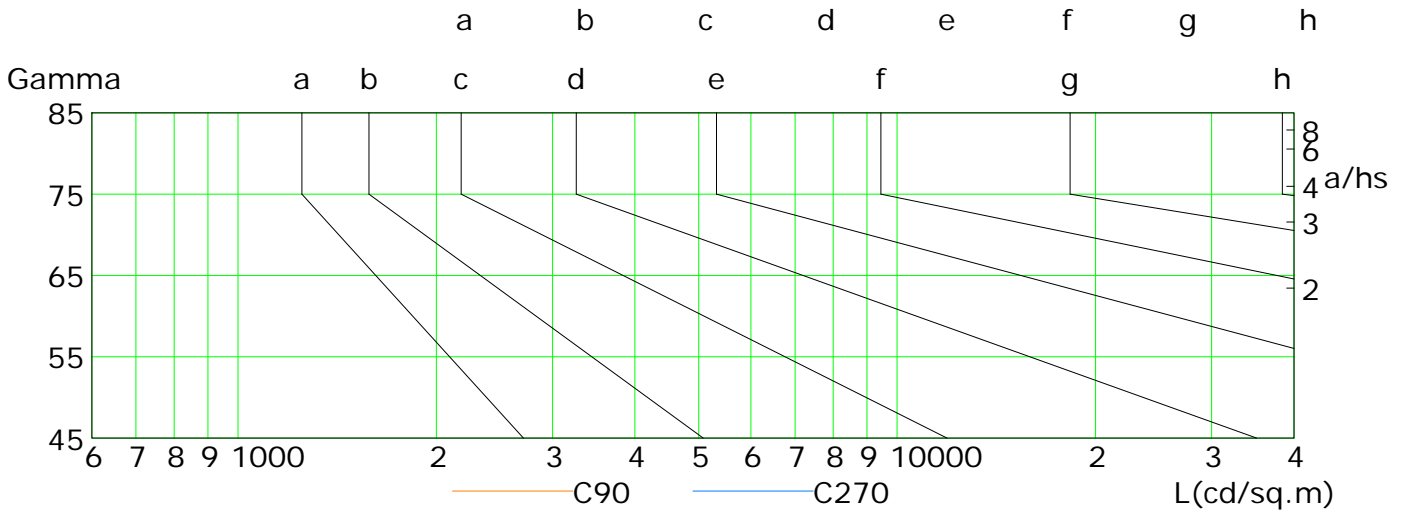
C Plane (°):0.0-360.0: 10.0
 Test Lab:
 Test Type: TYPE C
 Temperature:
 Operator:

Gamma Plane (°):0.0-180.0:1.0
 Test Device: GPM-2000
 Distance: 7.970 m
 Humidity:
 Inspector:



Lum Limit Curve

Dazzle	Quality	Illuminance (lx)							
		a	b	c	d	e	f	g	h
1.15	A	2000	1000	500	<=300				
1.50	B		2000	1000	500	<=300			
1.85	C			2000	1000	500	<=300		
2.20	D				2000	1000	500	<=300	
2.55	E					2000	1000	500	<=300



L(cd/sq.m)	G45	G50	G55	G60	G65	G70	G75	G80	G85
C0	187	167	145	123	99	75	51	28	9
C90	185	165	143	121	98	75	52	30	12
C180	187	167	146	124	100	76	52	29	10
C270	186	166	145	123	100	77	54	32	13

C Plane (°):0.0-360.0: 10.0

Test Lab:

Test Type: TYPE C

Temperature:

Operator:

Gamma Plane (°):0.0-180.0:1.0

Test Device: GPM-2000

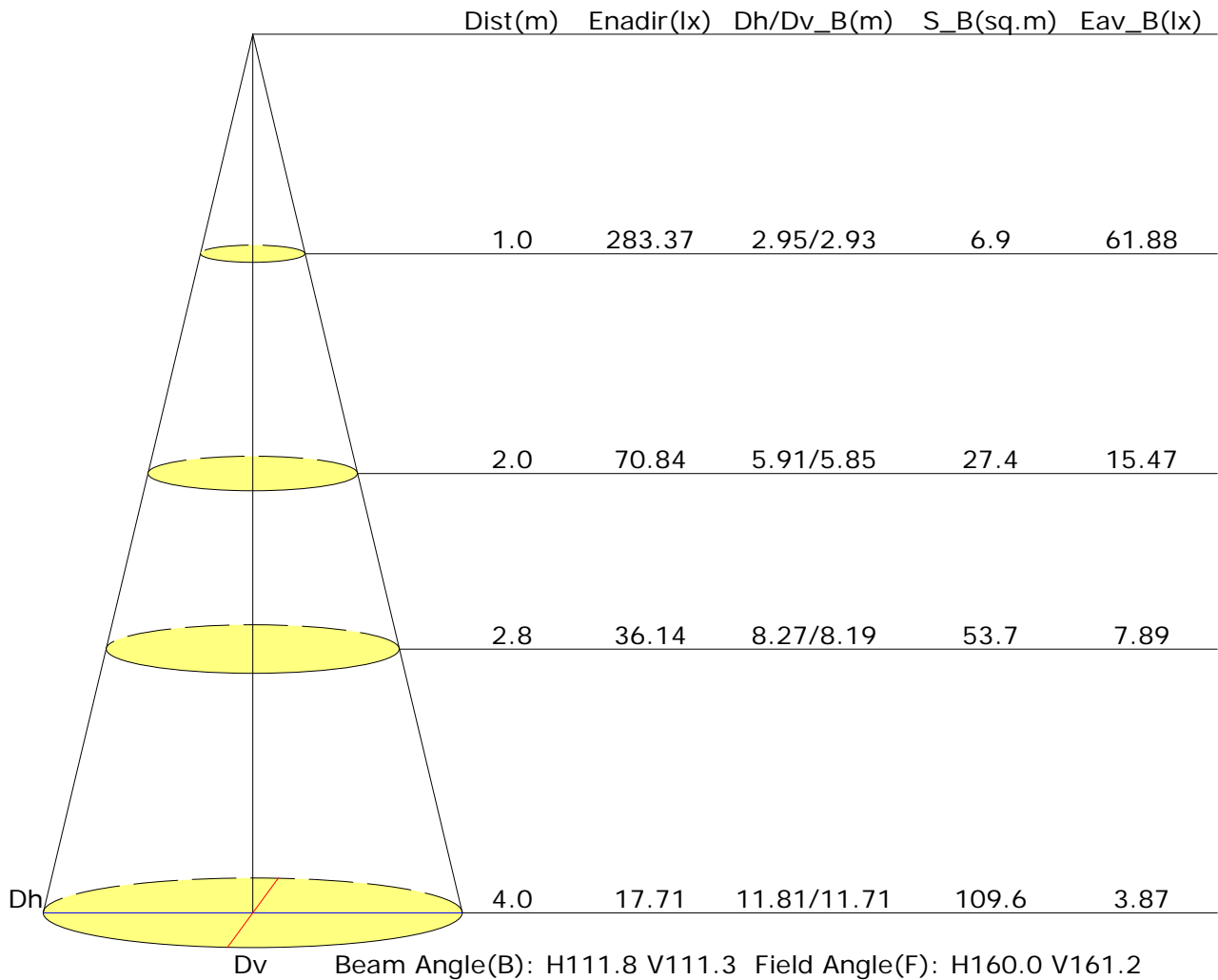
Distance: 7.970 m

Humidity:

Inspector:

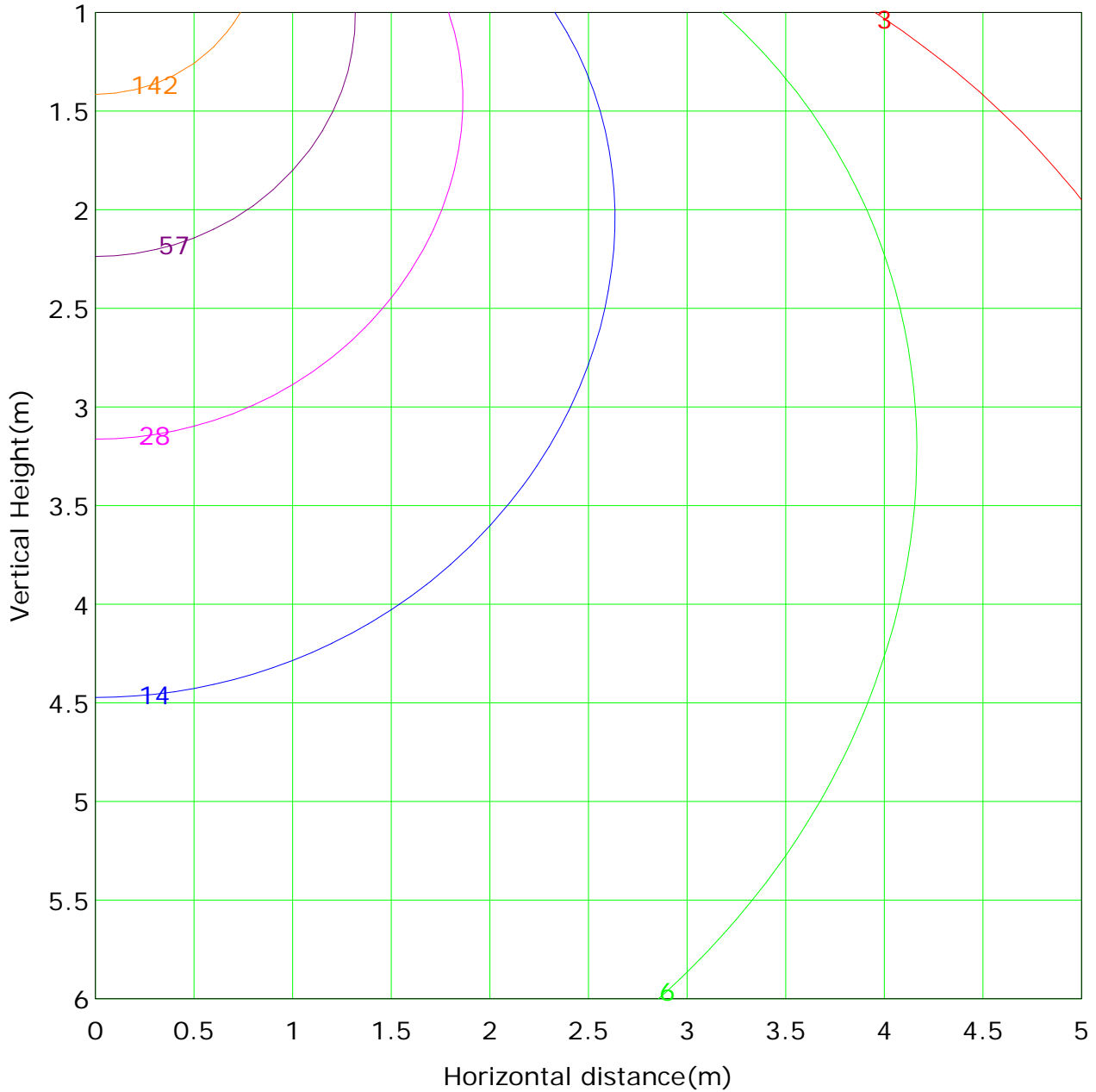


Illuminance at a Distance





Vertical IsoLux Plot



Lowest(m): 1.0m	Highest(m): 6.0m	Max Lux: 283.4 lx
— (1%): 2.8 lx	— (2%): 5.7 lx	
— (5%): 14.2 lx	— (10%): 28.3 lx	
— (20%): 56.7 lx	— (50%): 141.7 lx	
— (100%): 283.4 lx		

C Plane (°):0.0-360.0: 10.0
 Test Lab:
 Test Type: TYPE C
 Temperature:
 Operator:

Gamma Plane (°):0.0-180.0:1.0
 Test Device: GPM-2000
 Distance: 7.970 m
 Humidity:
 Inspector:



Report No.:

Test Time: 03/09/2018 11:46

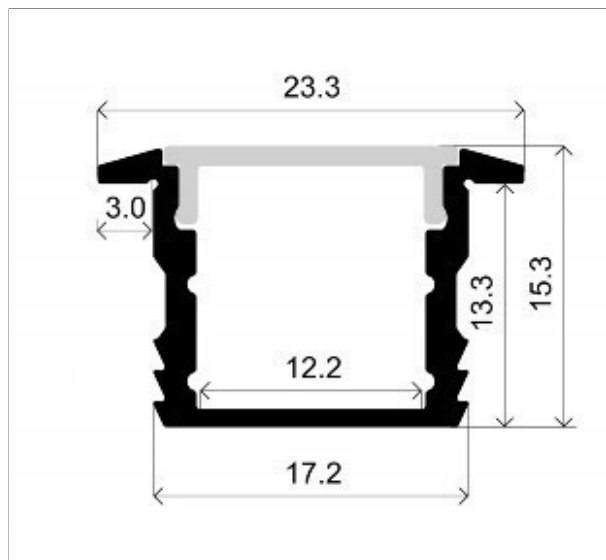
Luminaire Property

Luminaire Manufacturer: Lighting Line
 Luminaire Description: LLP-RE02-03 + LLD-03-FS
 Lamp Description: Strip 14,4W/m 60led/m Number of Lamps: 1
 Lumens per Lamp: 1579 lm Voltage: 24.0 V
 Current: 0.604 A Power: 14.48 W
 Power Factor: 1.000

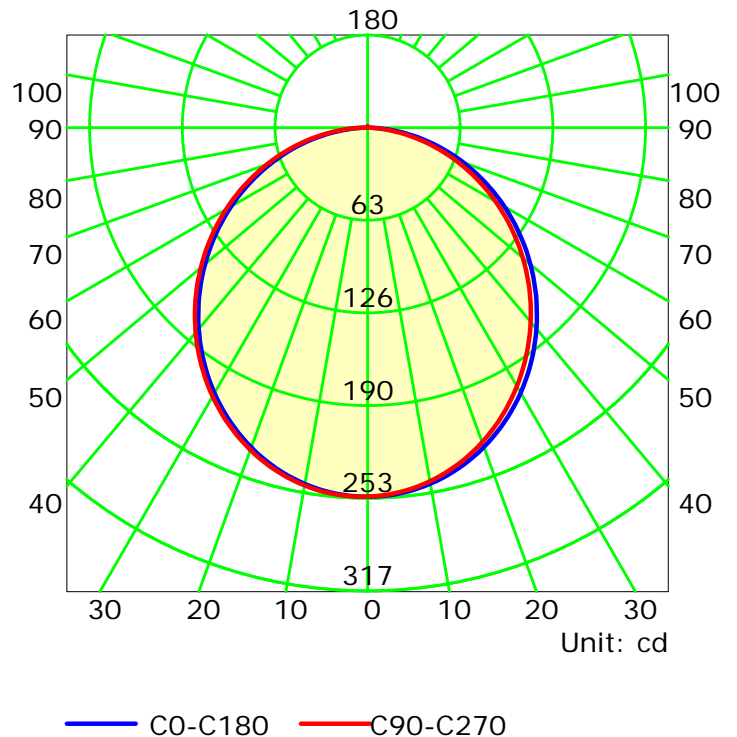
Photometric Results

CIE Class: Direct	Total Rated Lamp Lumens: 1579.0 lm
Measurement Flux: 712.1 lm	Efficiency: 45.10%
Downward Ratio: 44.94%	Upward Ratio: 0.16%
Field Angle(C0/C180,C90/C270,C45/C225,C135/315): 163.5, 162.9, 163.2, 163.3	
Beam Angle(C0/C180,C90/C270,C45/C225,C135/315): 110.3, 109.6, 110.2, 110.2	
Luminaire Efficacy Rating (LER): 49.23	Central Intensity: 252.69 cd
Max. Intensity: 252.7 cd	Pos of Max. Intensity: H270 V1
S/MH(C0/C180): 1.23	S/MH(C90/C270): 1.23

Picture Of Luminaire



Luminous Intensity Distribution Curve

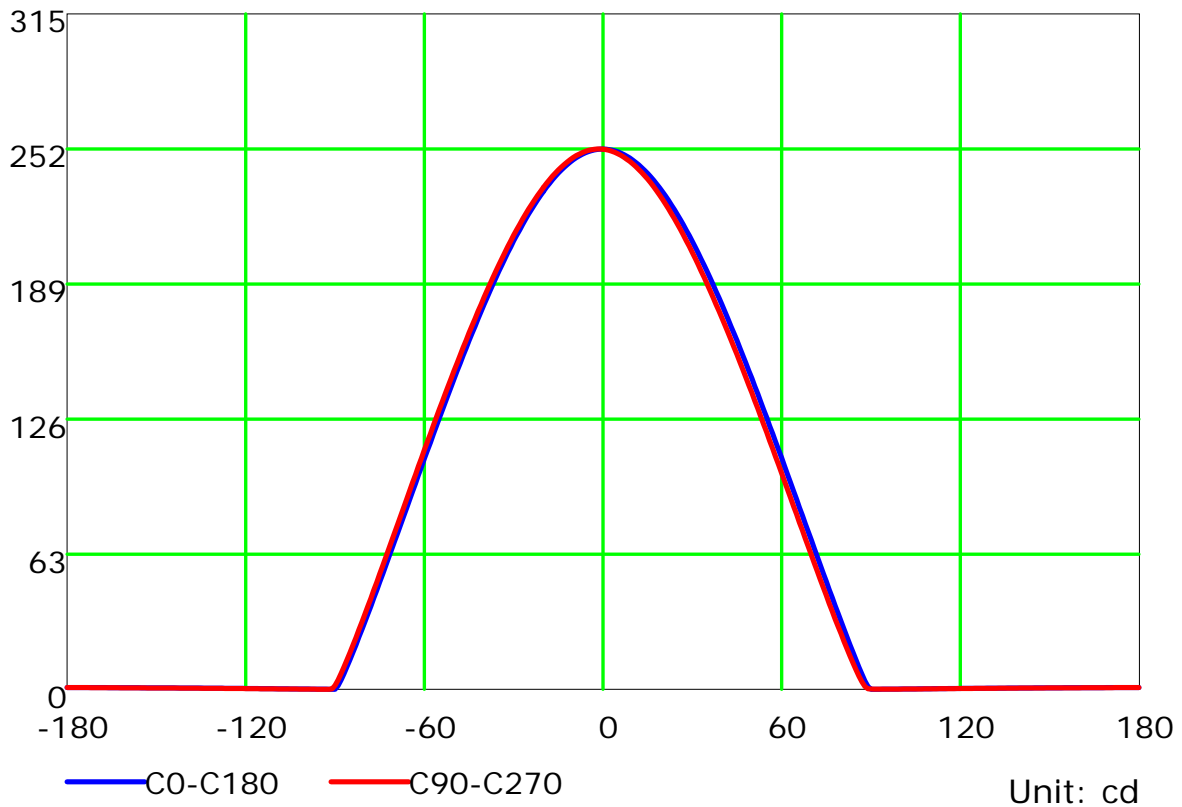
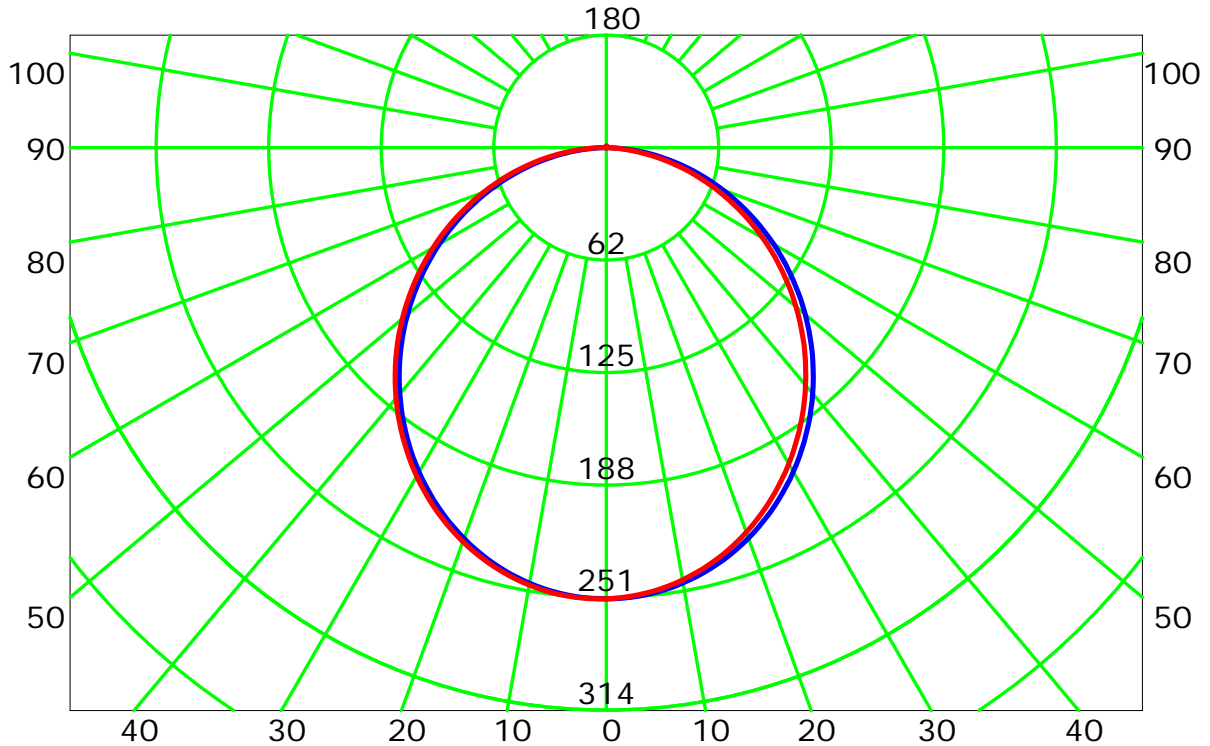


C Plane (°):0.0-360.0: 10.0
 Test Lab:
 Test Type: TYPE C
 Temperature:
 Operator:

Gamma Plane (°):0.0-180.0:1.0
 Test Device: GPM-2000
 Distance: 7.970 m
 Humidity:
 Inspector:



Luminous Intensity Distribution Curve

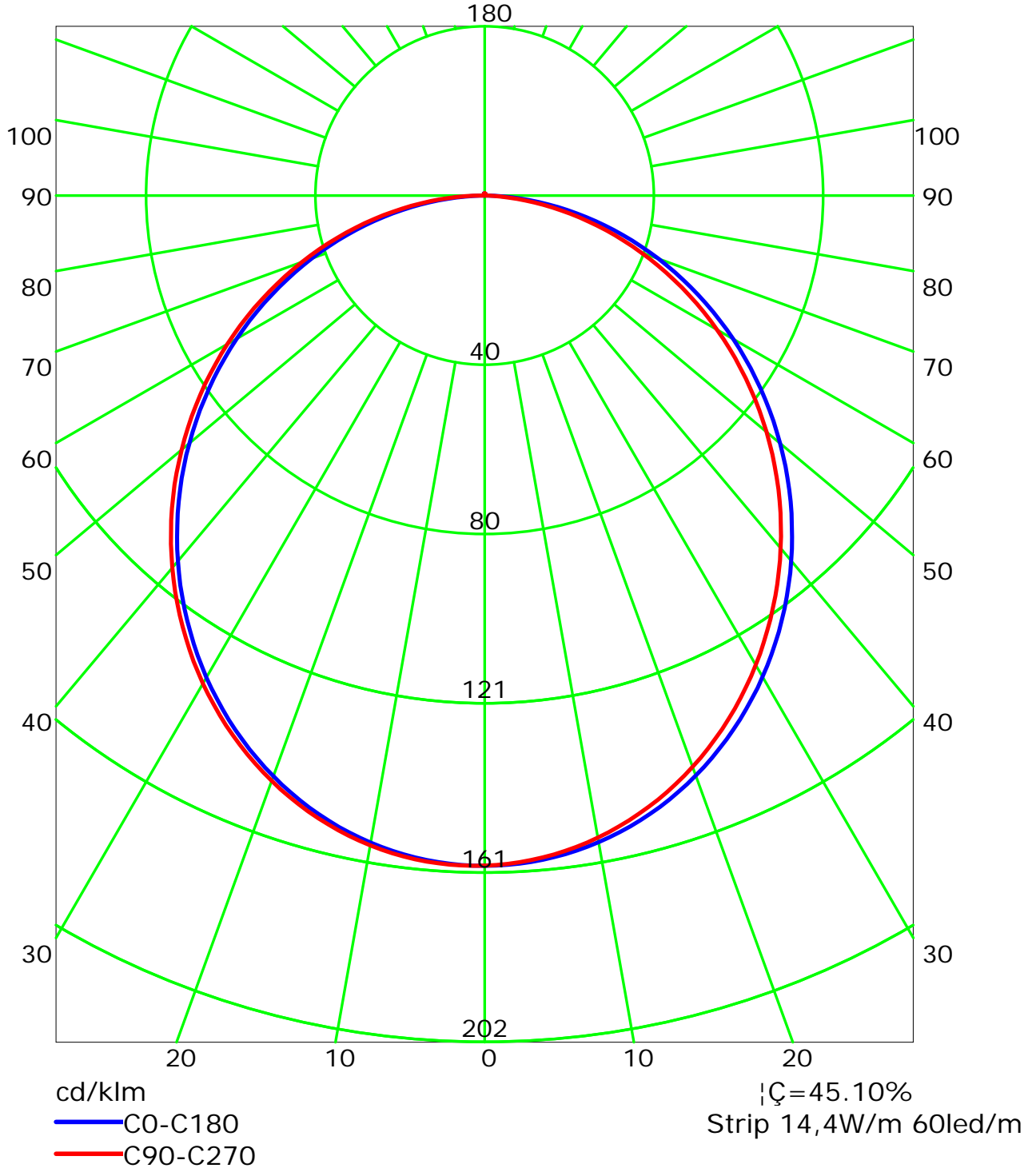


C Plane (°):0.0-360.0: 10.0
Test Lab:
Test Type: TYPE C
Temperature:
Operator:

Gamma Plane (°):0.0-180.0:1.0
Test Device: GPM-2000
Distance: 7.970 m
Humidity:
Inspector:



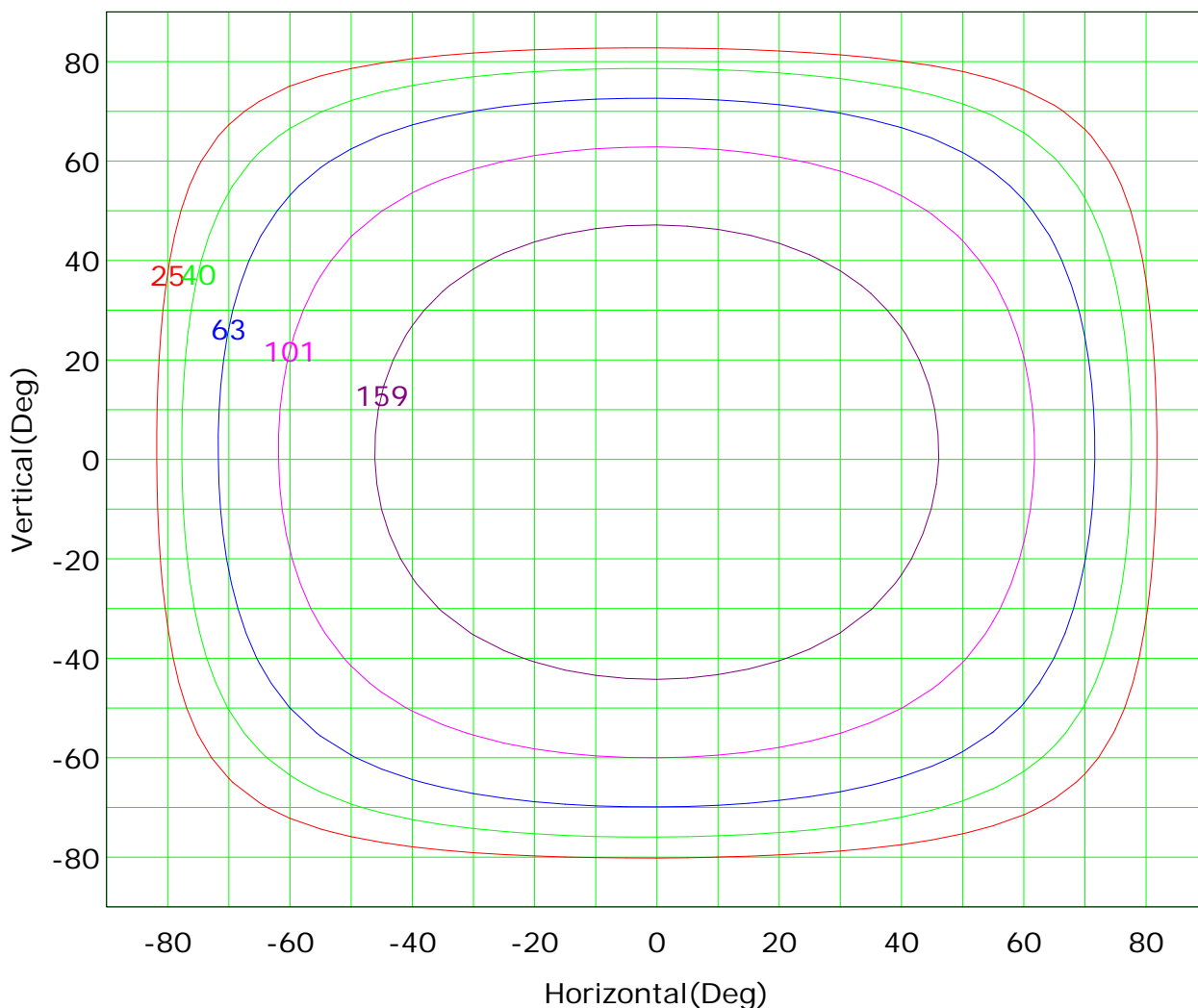
Luminous Intensity Distribution Curve(cd/klm)



C Plane (°):0.0-360.0: 10.0
Test Lab:
Test Type: TYPE C
Temperature:
Operator:

Gamma Plane (°):0.0-180.0:1.0
Test Device: GPM-2000
Distance: 7.970 m
Humidity:
Inspector:

Isocandela (rectangle)



Imax (100%): 253 cd

- | | | | |
|-----------|--------|-----------|--------|
| — (10%): | 25 cd | — (16%): | 40 cd |
| — (25%): | 63 cd | — (40%): | 101 cd |
| — (63%): | 159 cd | — (100%): | 253 cd |

C Plane (°):0.0-360.0: 10.0

Test Lab:

Test Type: TYPE C

Temperature:

Operator:

Gamma Plane (°):0.0-180.0:1.0

Test Device: GPM-2000

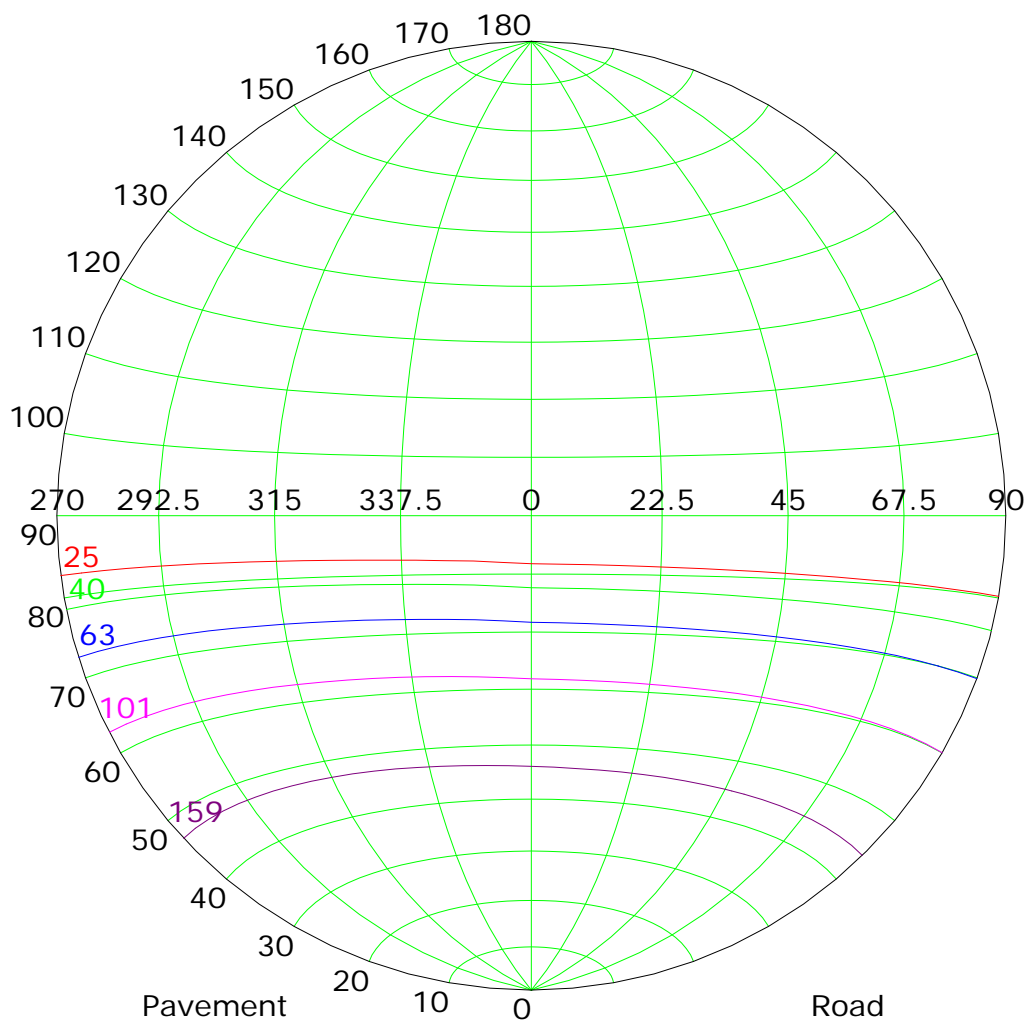
Distance: 7.970 m

Humidity:

Inspector:



Isocandela (sphere)



Imax (100%): 253 cd

— (10%):	25 cd	— (16%):	40 cd
— (25%):	63 cd	— (40%):	101 cd
— (63%):	159 cd	— (100%):	253 cd

C Plane (°):0.0-360.0: 10.0

Test Lab:

Test Type: TYPE C

Temperature:

Operator:

Gamma Plane (°):0.0-180.0:1.0

Test Device: GPM-2000

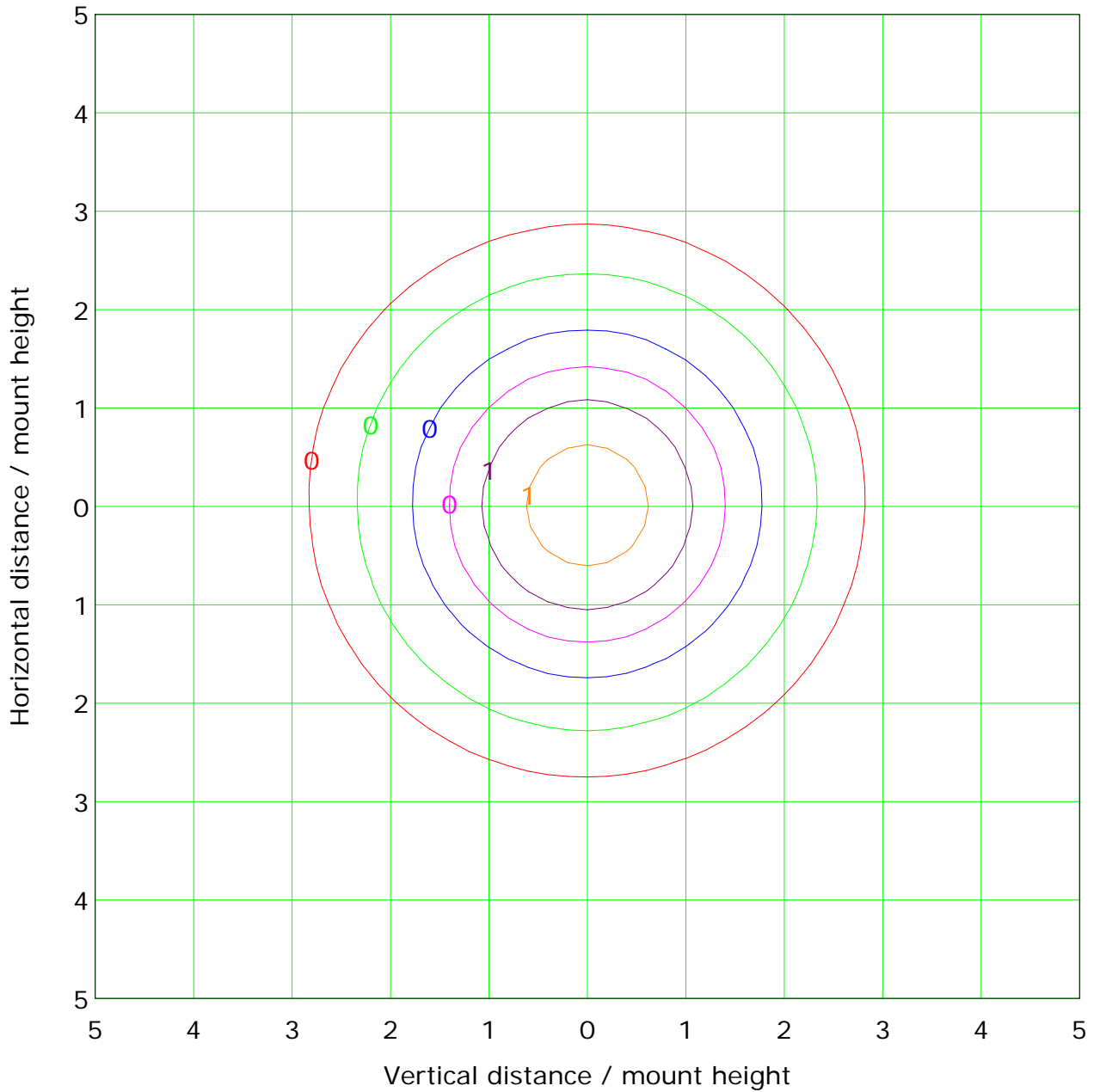
Distance: 7.970 m

Humidity:

Inspector:



IsoLux Plot



Mounting Height: 10.0m		Max Lux(100%): 2.5 lx	
— (1%):	0.0 lx	— (2%):	0.1 lx
— (5%):	0.1 lx	— (10%):	0.3 lx
— (20%):	0.5 lx	— (50%):	1.3 lx
— (100%):	2.5 lx		

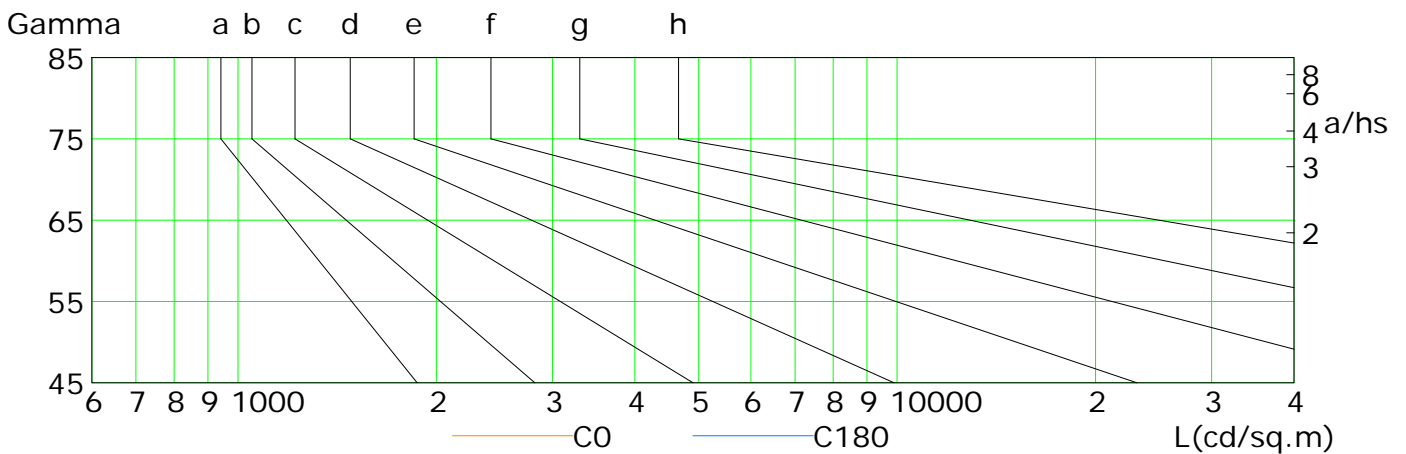
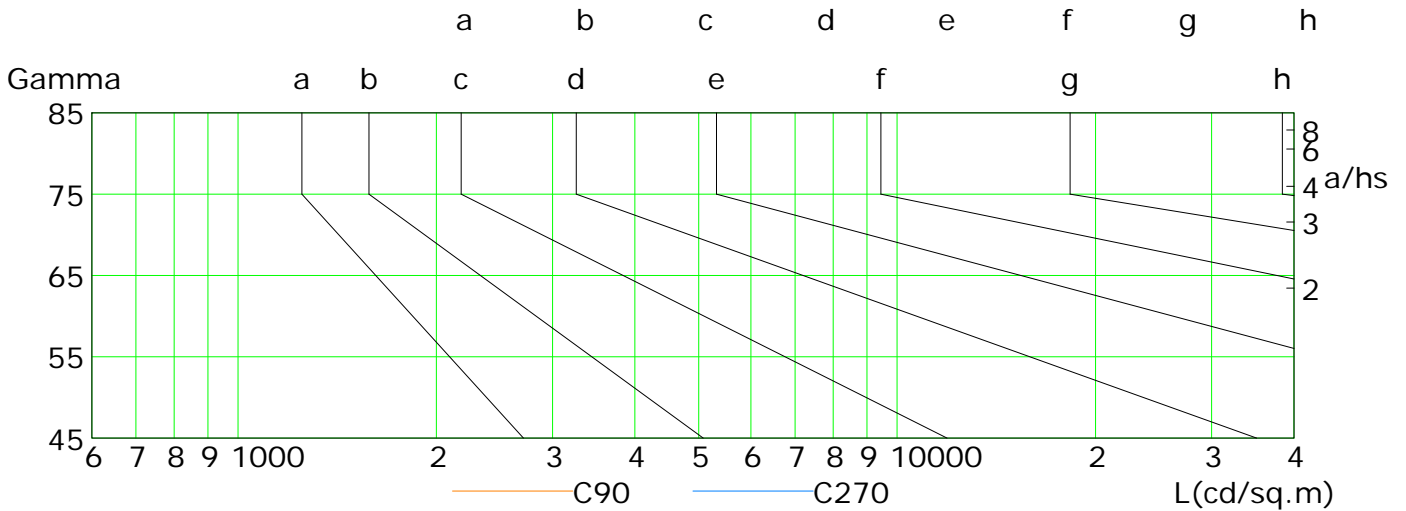
C Plane (°):0.0-360.0: 10.0
 Test Lab:
 Test Type: TYPE C
 Temperature:
 Operator:

Gamma Plane (°):0.0-180.0:1.0
 Test Device: GPM-2000
 Distance: 7.970 m
 Humidity:
 Inspector:



Lum Limit Curve

Dazzle	Quality	Illuminance (lx)							
		a	b	c	d	e	f	g	h
1.15	A	2000	1000	500	<=300				
1.50	B		2000	1000	500	<=300			
1.85	C			2000	1000	500	<=300		
2.20	D				2000	1000	500	<=300	
2.55	E					2000	1000	500	<=300



L(cd/sq.m)	G45	G50	G55	G60	G65	G70	G75	G80	G85
C0	163	145	127	108	89	70	50	32	14
C90	157	139	120	101	82	63	44	26	9
C180	163	145	127	108	89	69	50	32	14
C270	167	149	131	112	93	73	54	35	17

C Plane (°):0.0-360.0: 10.0

Test Lab:

Test Type: TYPE C

Temperature:

Operator:

Gamma Plane (°):0.0-180.0:1.0

Test Device: GPM-2000

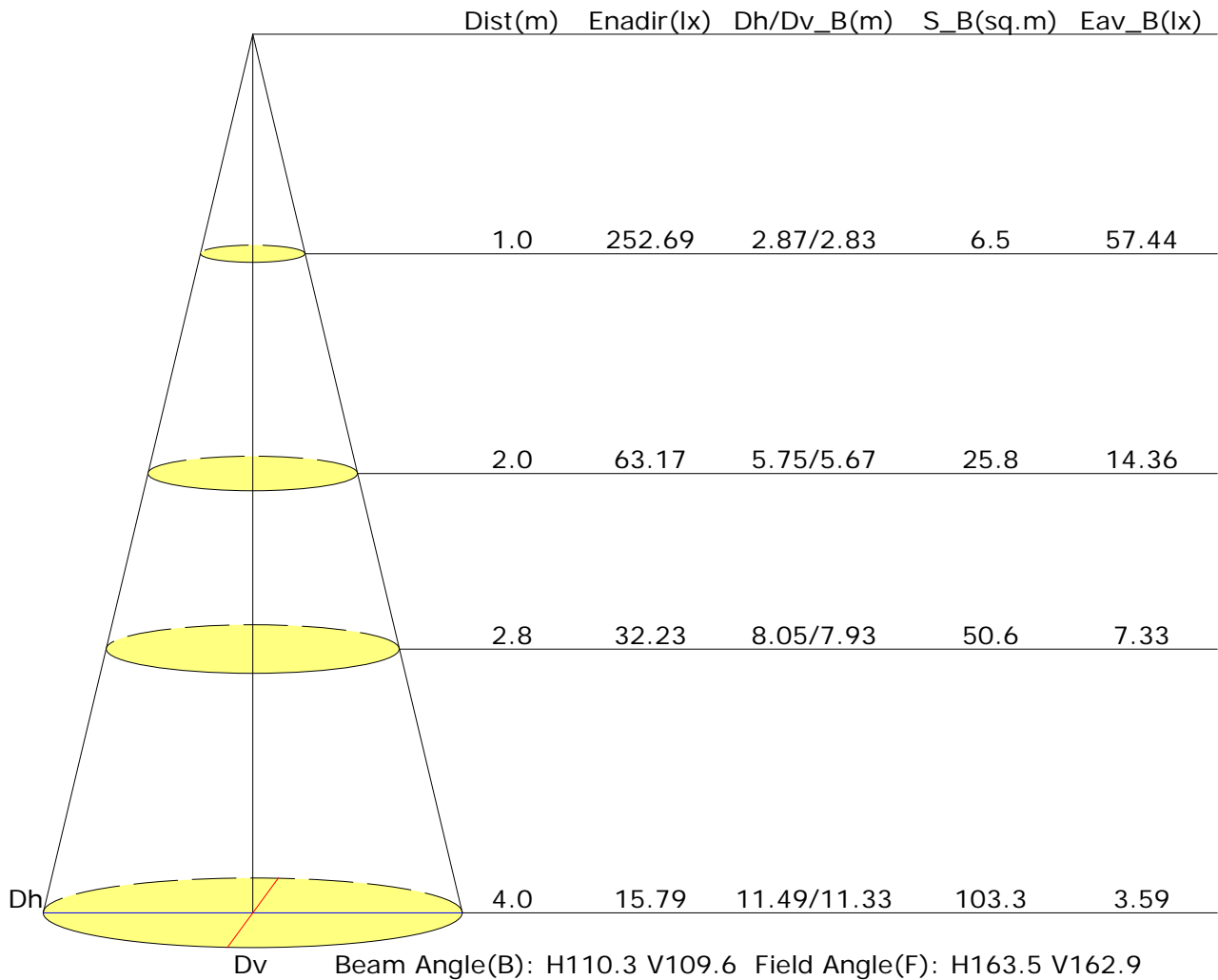
Distance: 7.970 m

Humidity:

Inspector:

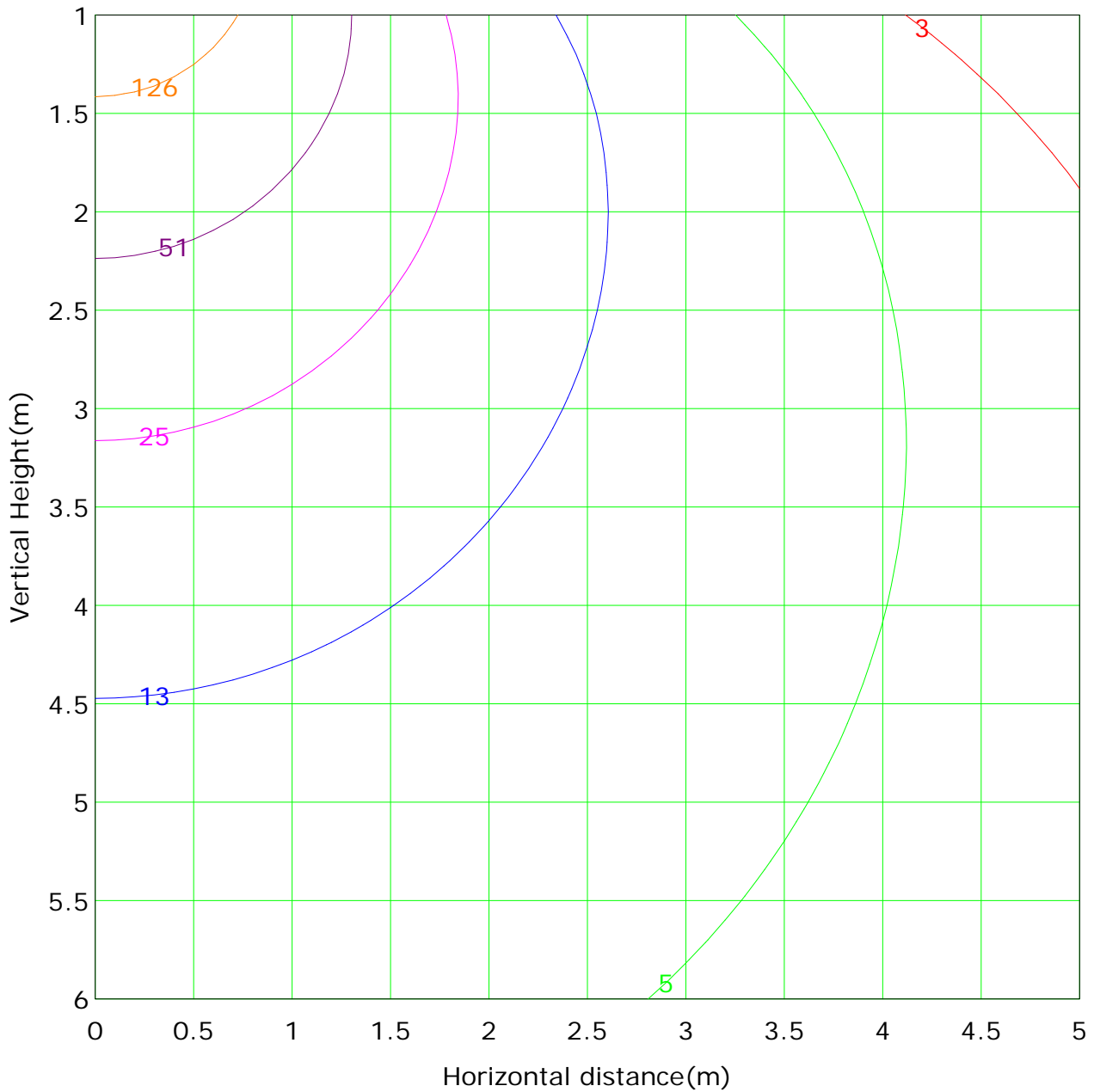


Illuminance at a Distance





Vertical IsoLux Plot



Lowest(m): 1.0m	Highest(m): 6.0m	Max Lux: 252.7 lx
— (1%): 2.5 lx	— (2%): 5.1 lx	
— (5%): 12.6 lx	— (10%): 25.3 lx	
— (20%): 50.5 lx	— (50%): 126.3 lx	
— (100%): 252.7 lx		

C Plane (°):0.0-360.0: 10.0
 Test Lab:
 Test Type: TYPE C
 Temperature:
 Operator:

Gamma Plane (°):0.0-180.0:1.0
 Test Device: GPM-2000
 Distance: 7.970 m
 Humidity:
 Inspector:



Report No.:

Test Time: 21/09/2018 14:47

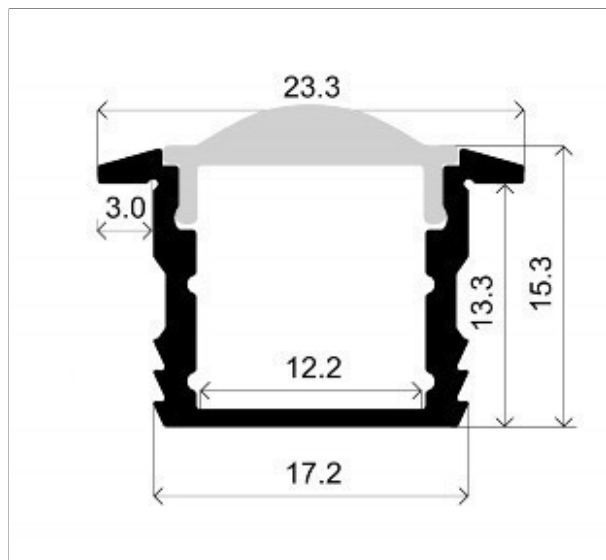
Luminaire Property

Luminaire Manufacturer: Lighting Line
 Luminaire Description: LLP-RE02-03 + LLD-03-XK3-L1
 Lamp Description: Strip 14,4W/m 60led/m Number of Lamps: 1
 Lumens per Lamp: 1579 lm Voltage: 24.0 V
 Current: 0.592 A Power: 14.20 W
 Power Factor: 1.000

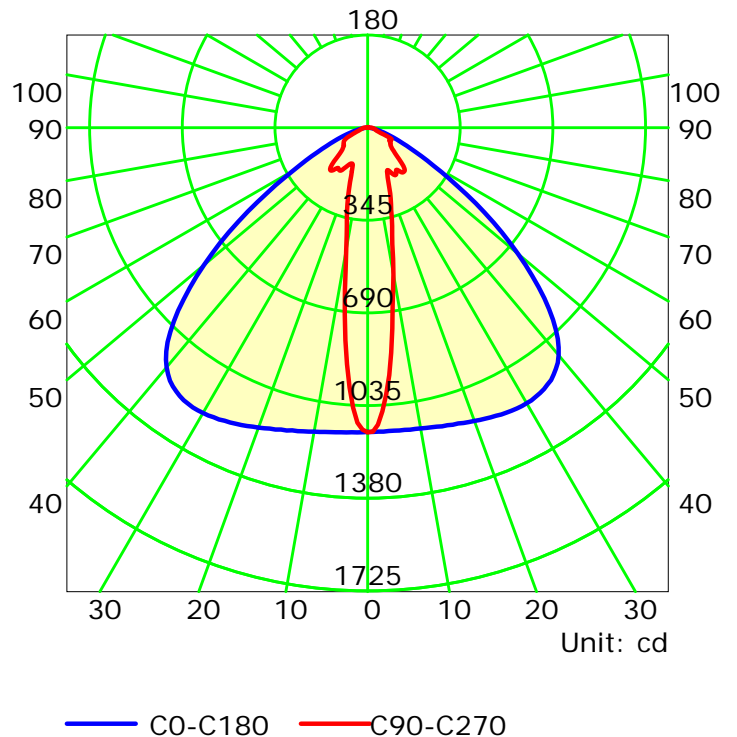
Photometric Results

CIE Class: Direct	Total Rated Lamp Lumens: 1579.0 lm
Measurement Flux: 1038.5 lm	Efficiency: 65.77%
Downward Ratio: 65.18%	Upward Ratio: 0.59%
Field Angle(C0/C180,C90/C270,C45/C225,C135/315): 136.3, 103.4, 108.7, 108.8	
Beam Angle(C0/C180,C90/C270,C45/C225,C135/315): 106.1, 18.3, 25.1, 25.3	
Luminaire Efficacy Rating (LER): 73.19	Central Intensity: 1133.64 cd
Max. Intensity: 1229.2 cd	Pos of Max. Intensity: H180 V32
S/MH(C0/C180): 1.57	S/MH(C90/C270): 0.31

Picture Of Luminaire



Luminous Intensity Distribution Curve

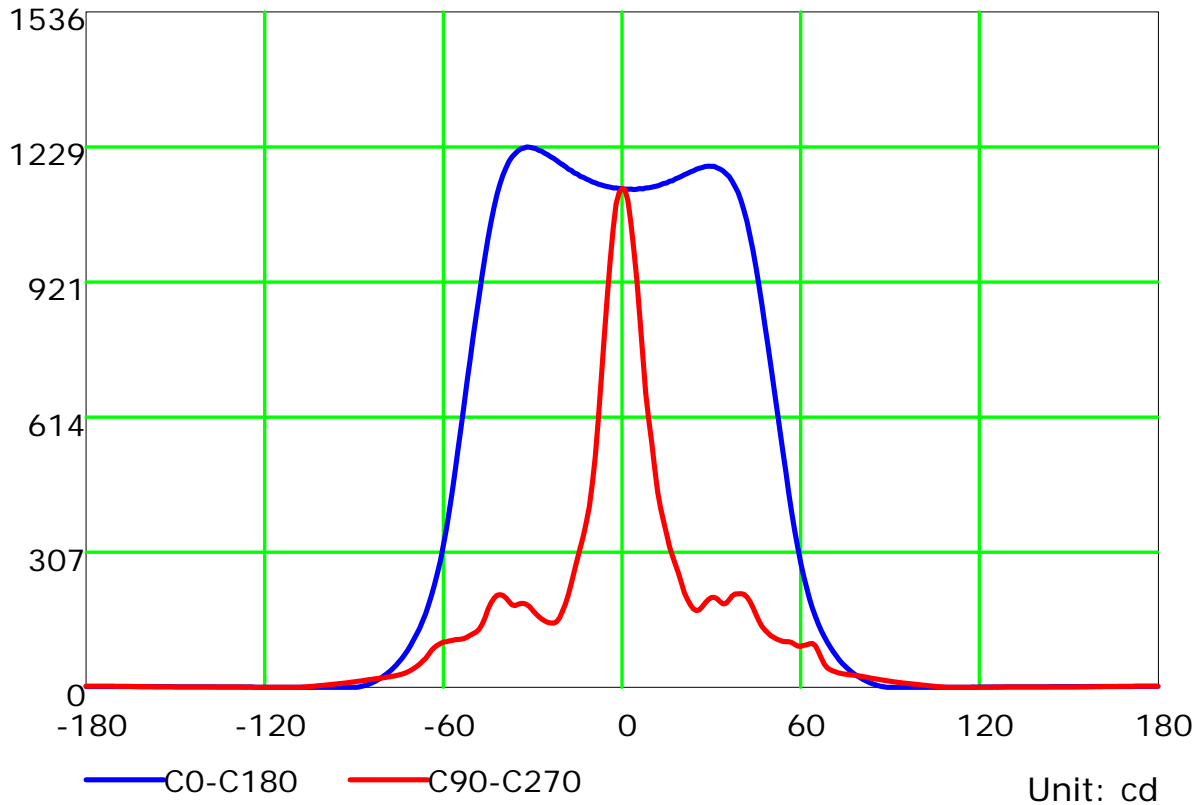
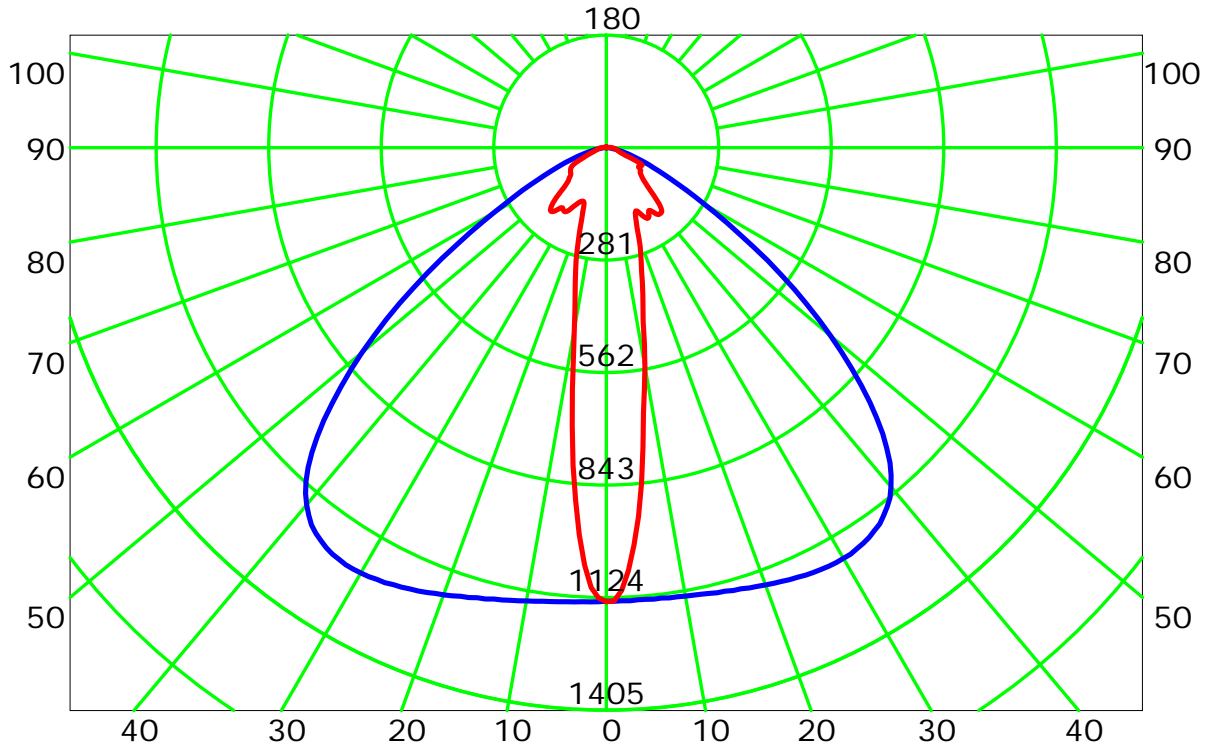


C Plane (°):0.0-360.0: 10.0
 Test Lab:
 Test Type: TYPE C
 Temperature:
 Operator:

Gamma Plane (°):0.0-180.0:1.0
 Test Device: GPM-2000
 Distance: 7.970 m
 Humidity:
 Inspector:



Luminous Intensity Distribution Curve

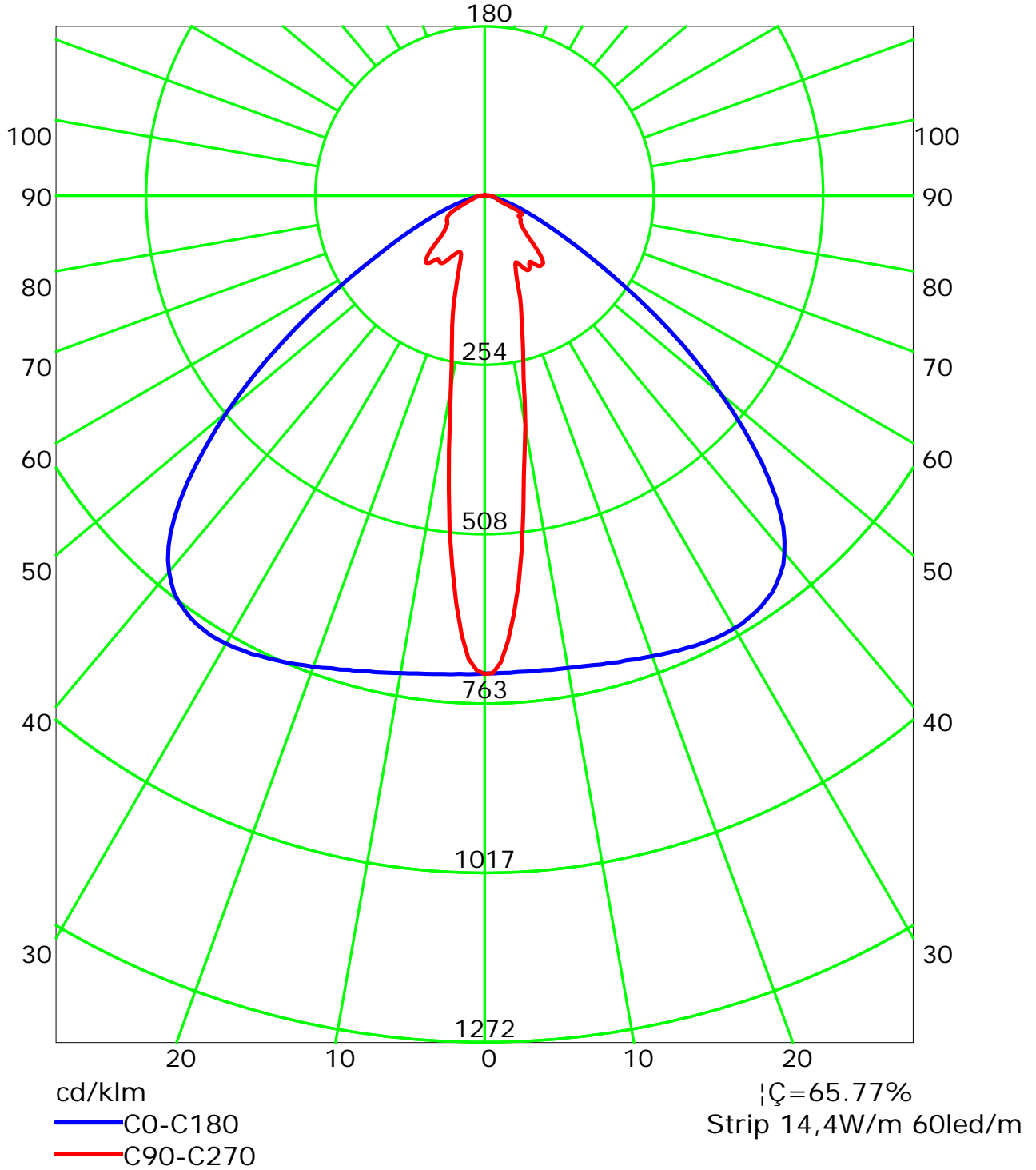


C Plane (°):0.0-360.0: 10.0
Test Lab:
Test Type: TYPE C
Temperature:
Operator:

Gamma Plane (°):0.0-180.0:1.0
Test Device: GPM-2000
Distance: 7.970 m
Humidity:
Inspector:



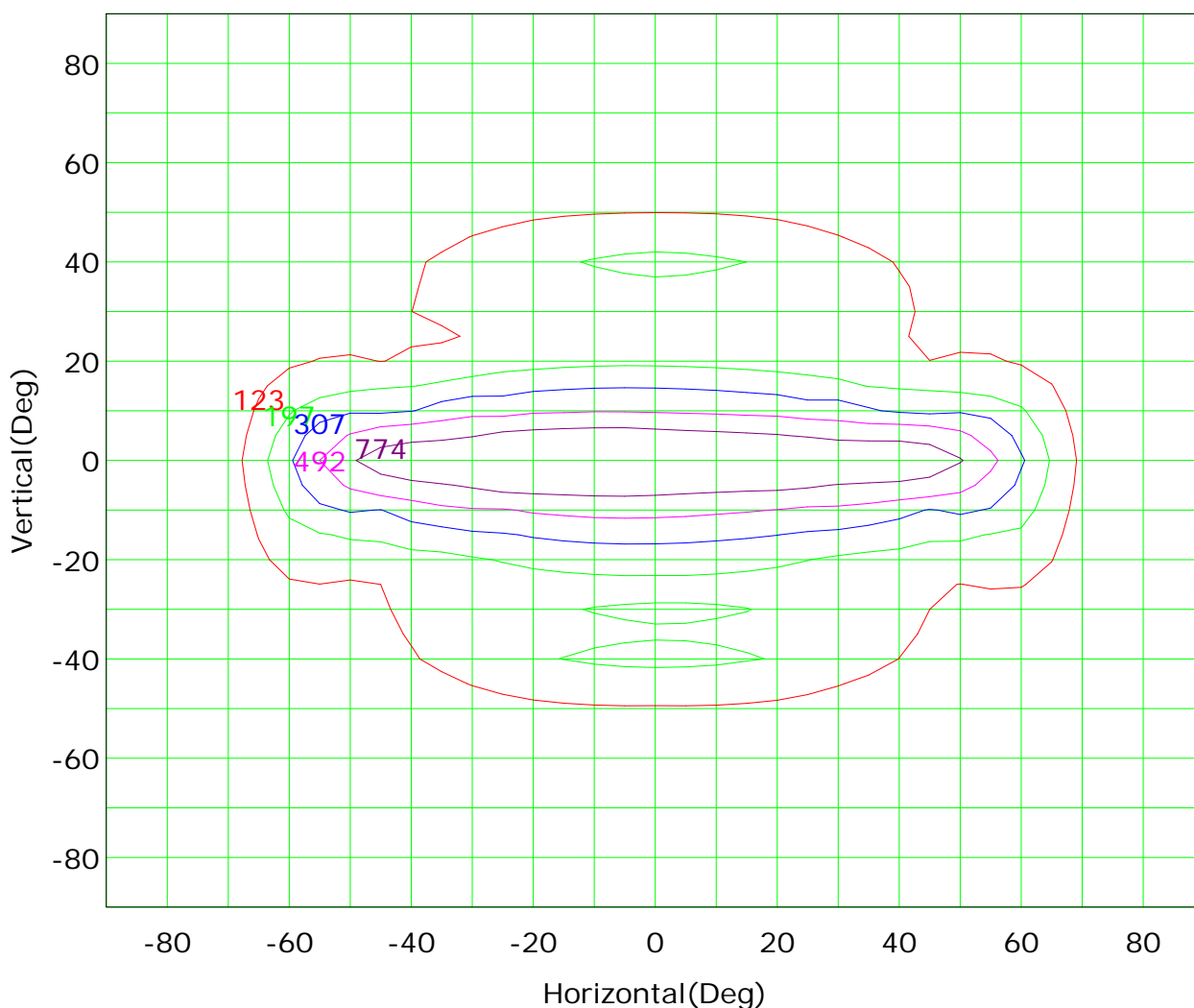
Luminous Intensity Distribution Curve(cd/klm)



C Plane (°):0.0-360.0: 10.0
 Test Lab:
 Test Type: TYPE C
 Temperature:
 Operator:

Gamma Plane (°):0.0-180.0:1.0
 Test Device: GPM-2000
 Distance: 7.970 m
 Humidity:
 Inspector:

Isocandela (rectangle)



Imax (100%): 1229 cd

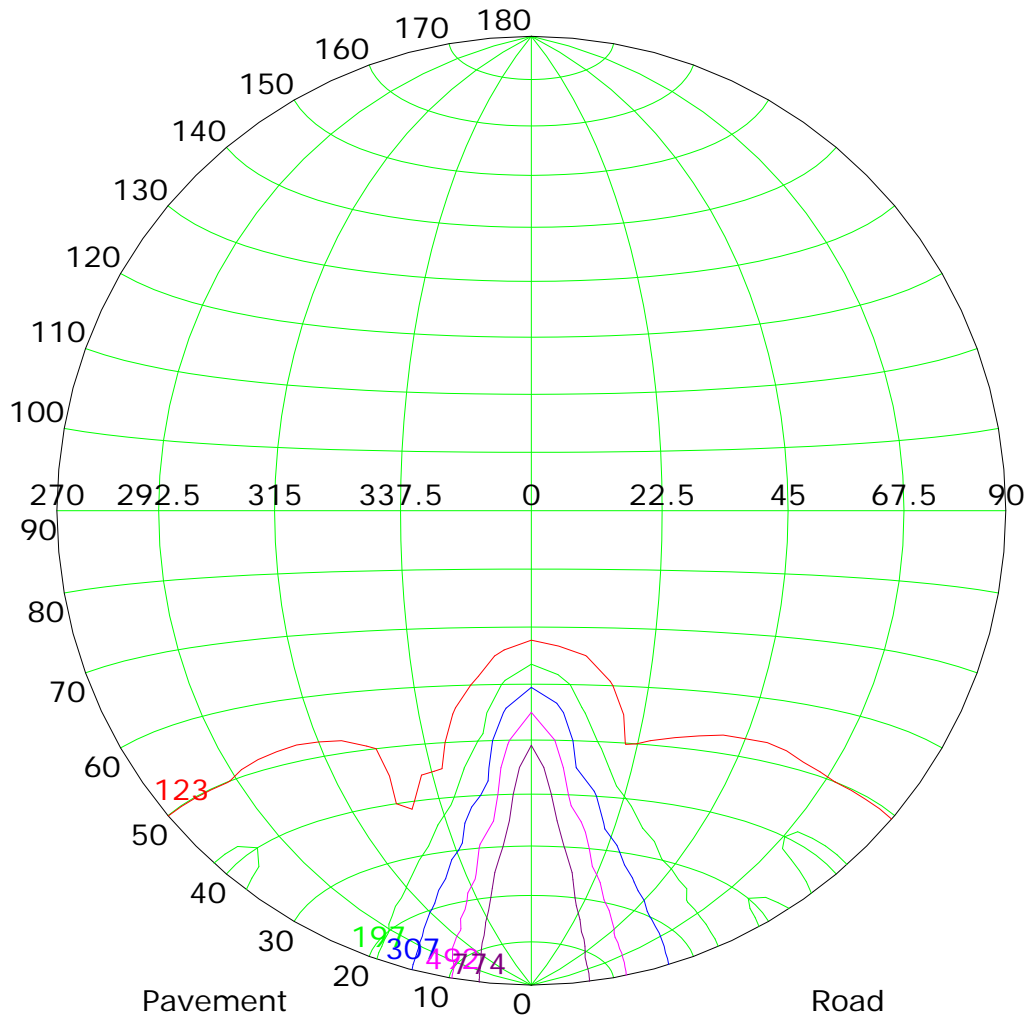
— (10%):	123 cd	— (16%):	197 cd
— (25%):	307 cd	— (40%):	492 cd
— (63%):	774 cd	— (100%):	1229 cd

C Plane (°):0.0-360.0: 10.0
 Test Lab:
 Test Type: TYPE C
 Temperature:
 Operator:

Gamma Plane (°):0.0-180.0:1.0
 Test Device: GPM-2000
 Distance: 7.970 m
 Humidity:
 Inspector:



Isocandela (sphere)



Imax (100%): 1229 cd

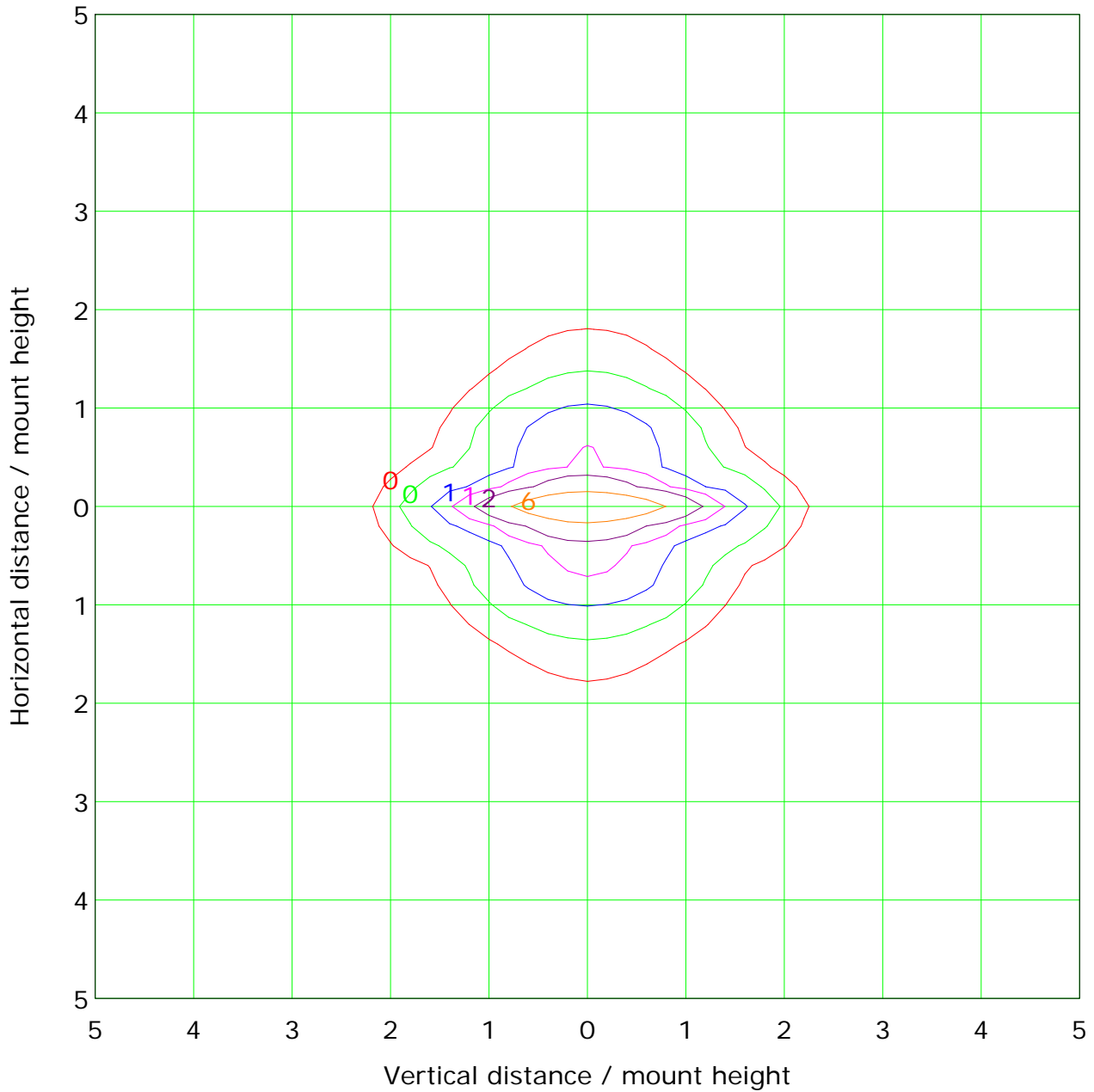
— (10%):	123 cd	— (16%):	197 cd
— (25%):	307 cd	— (40%):	492 cd
— (63%):	774 cd	— (100%):	1229 cd

C Plane (°):0.0-360.0: 10.0
 Test Lab:
 Test Type: TYPE C
 Temperature:
 Operator:

Gamma Plane (°):0.0-180.0:1.0
 Test Device: GPM-2000
 Distance: 7.970 m
 Humidity:
 Inspector:



IsoLux Plot



Mounting Height: 10.0m		Max Lux(100%): 11.4 lx	
— (1%):	0.1 lx	— (2%):	0.2 lx
— (5%):	0.6 lx	— (10%):	1.1 lx
— (20%):	2.3 lx	— (50%):	5.7 lx
— (100%):	11.4 lx		

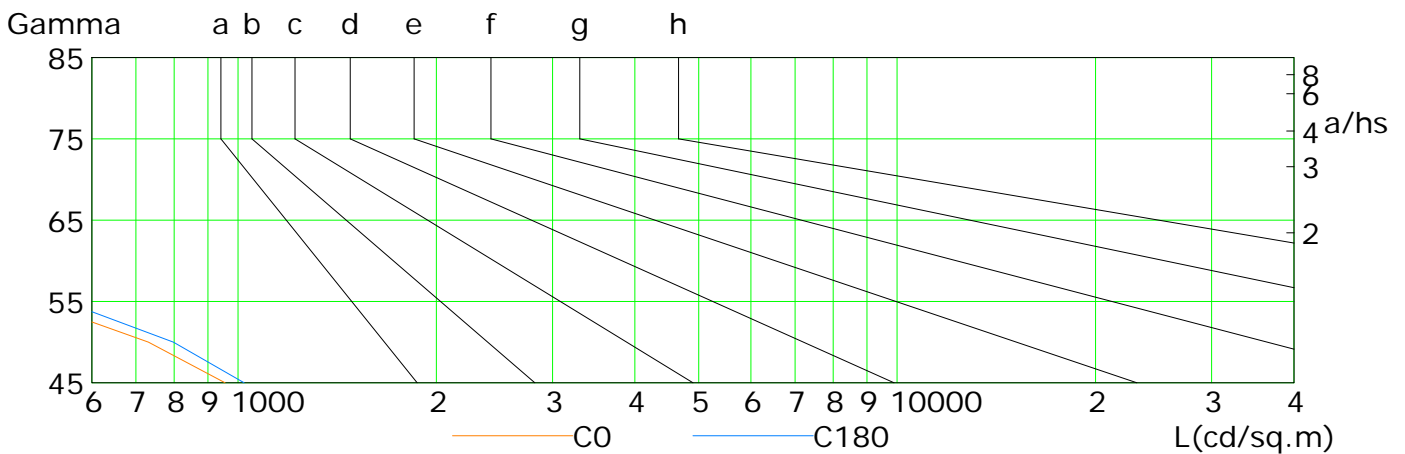
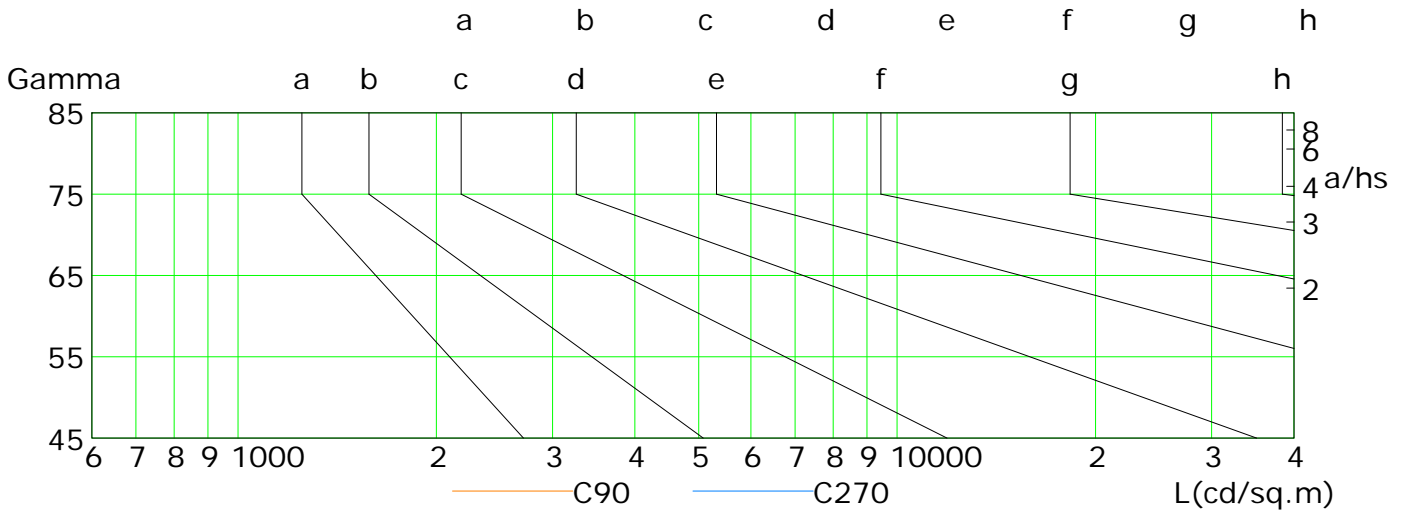
C Plane (°):0.0-360.0: 10.0
 Test Lab:
 Test Type: TYPE C
 Temperature:
 Operator:

Gamma Plane (°):0.0-180.0:1.0
 Test Device: GPM-2000
 Distance: 7.970 m
 Humidity:
 Inspector:



Lum Limit Curve

Dazzle	Quality	Illuminance (lx)							
		a	b	c	d	e	f	g	h
1.15	A	2000	1000	500	<=300				
1.50	B		2000	1000	500	<=300			
1.85	C			2000	1000	500	<=300		
2.20	D				2000	1000	500	<=300	
2.55	E					2000	1000	500	<=300



L(cd/sq.m)	G45	G50	G55	G60	G65	G70	G75	G80	G85
C0	956	731	492	284	161	91	48	22	6
C90	166	118	104	93	94	40	30	26	19
C180	1022	798	546	323	187	109	57	26	8
C270	178	122	109	103	74	43	28	22	18

C Plane (°):0.0-360.0: 10.0

Test Lab:

Test Type: TYPE C

Temperature:

Operator:

Gamma Plane (°):0.0-180.0:1.0

Test Device: GPM-2000

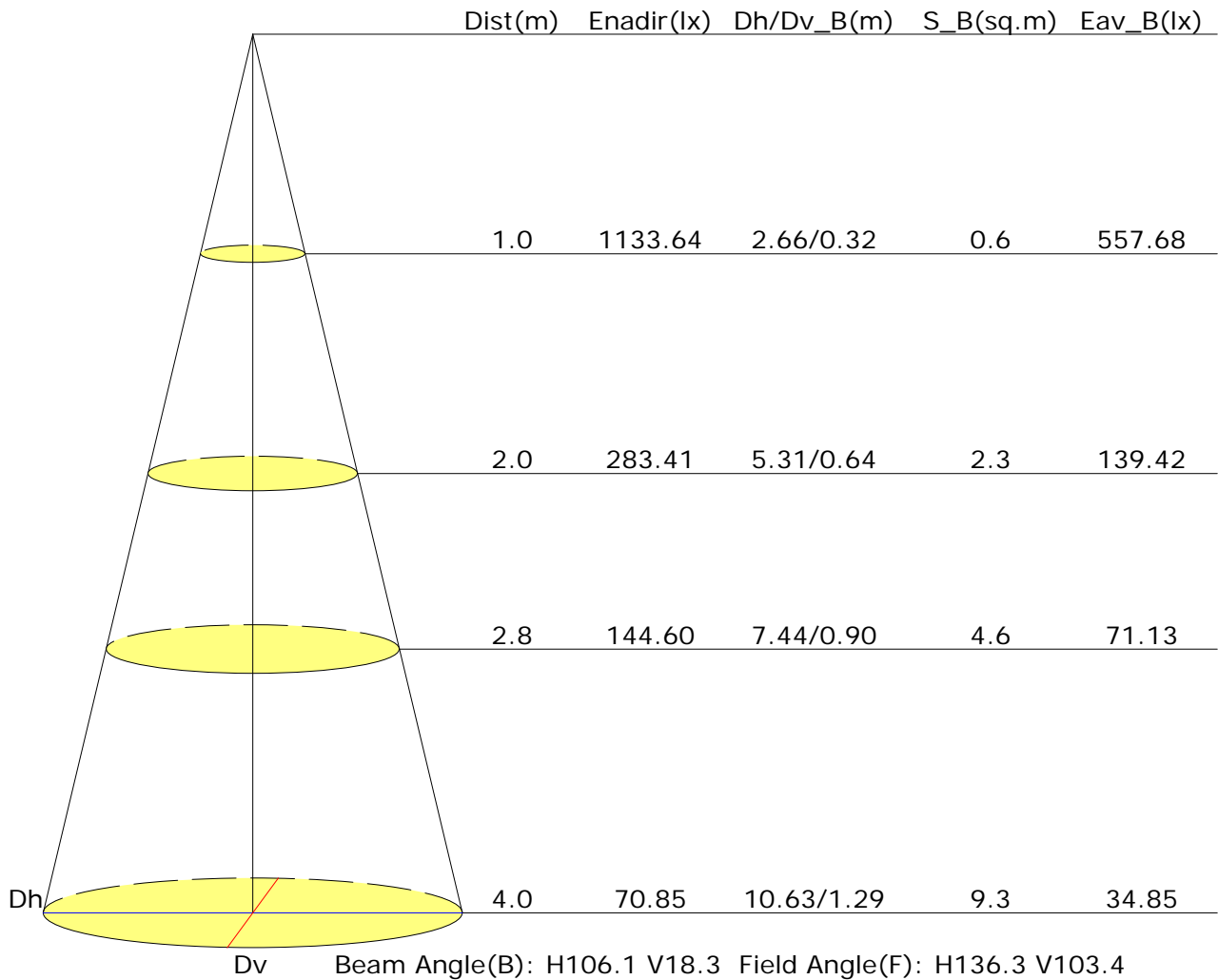
Distance: 7.970 m

Humidity:

Inspector:

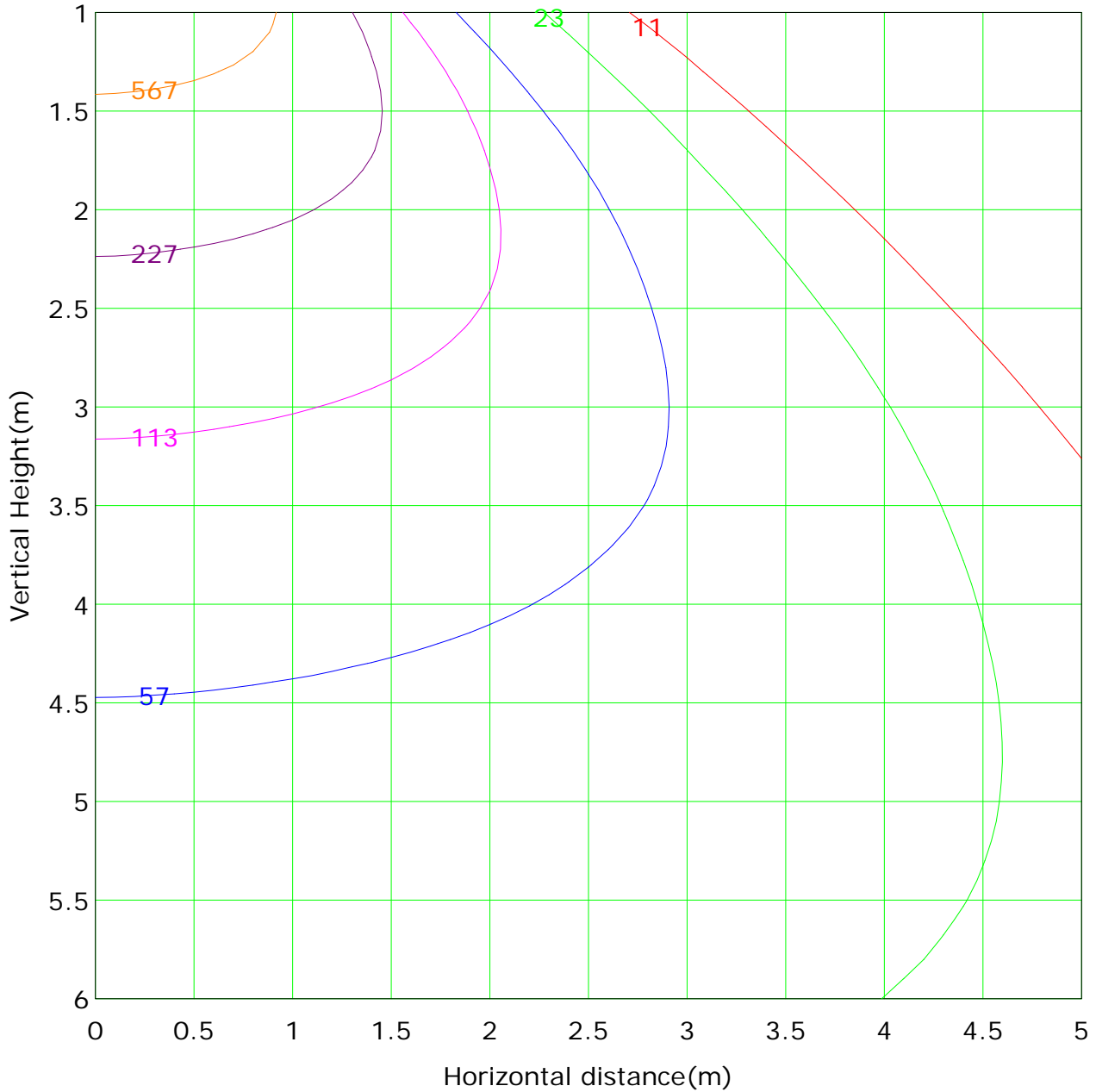


Illuminance at a Distance





Vertical IsoLux Plot



Lowest(m): 1.0m Highest(m): 6.0m Max Lux: 1133.6 lx

— (1%): 11.3 lx	— (2%): 22.7 lx
— (5%): 56.7 lx	— (10%): 113.4 lx
— (20%): 226.7 lx	— (50%): 566.8 lx
— (100%): 1133.6 lx	

C Plane (°):0.0-360.0: 10.0
 Test Lab:
 Test Type: TYPE C
 Temperature:
 Operator:

Gamma Plane (°):0.0-180.0:1.0
 Test Device: GPM-2000
 Distance: 7.970 m
 Humidity:
 Inspector:



Report No.:

Test Time: 18/11/2020 16:58

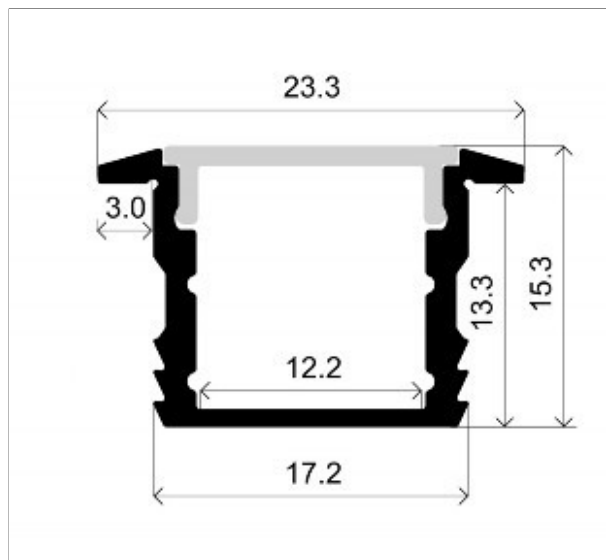
Luminaire Property

Luminaire Manufacturer: Lighting Line
 Luminaire Description: LLP-RE02-03 + LLD-03-FB
 Lamp Description: F52-400-60822
 Lumens per Lamp: 1579 lm
 Current: 0.600 A
 Power Factor: 1.000
 Number of Lamps: 1
 Voltage: 24.0 V
 Power: 14.38 W

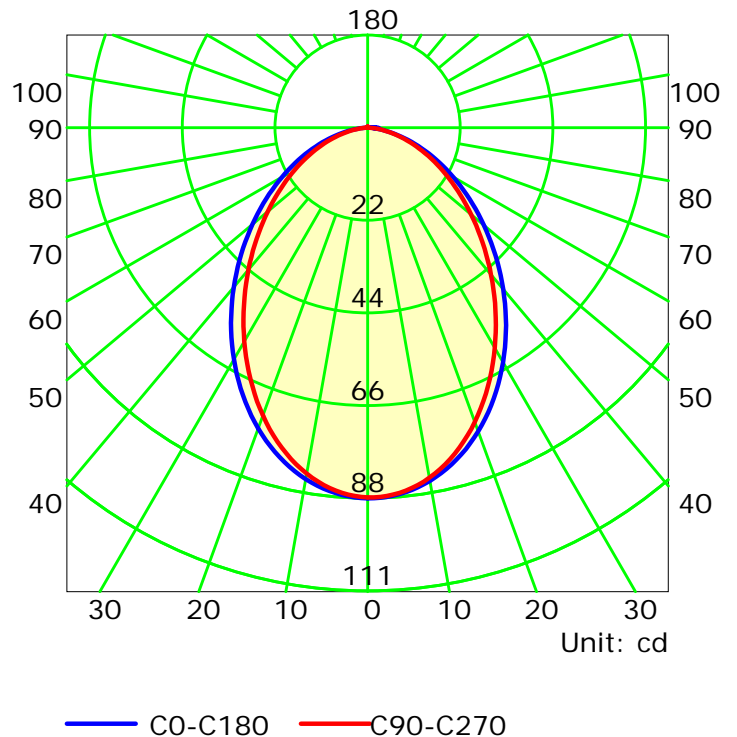
Photometric Results

CIE Class: Direct
 Measurement Flux: 181 lm
 Downward Ratio: 11.44%
 Field Angle(C0/C180,C90/C270,C45/C225,C135/315): 149.2, 146.2, 147.6, 147.6
 Beam Angle(C0/C180,C90/C270,C45/C225,C135/315): 88.1, 81.3, 84.4, 84.5
 Luminaire Efficacy Rating (LER): 12.64
 Max. Intensity: 88.94 cd
 S/MH(C0/C180): 1.10
 Total Rated Lamp Lumens: 1579.0 lm
 Efficiency: 11.46%
 Upward Ratio: 0.02%
 Central Intensity: 88.93 cd
 Pos of Max. Intensity: H0 V0
 S/MH(C90/C270): 1.05

Picture Of Luminaire



Luminous Intensity Distribution Curve

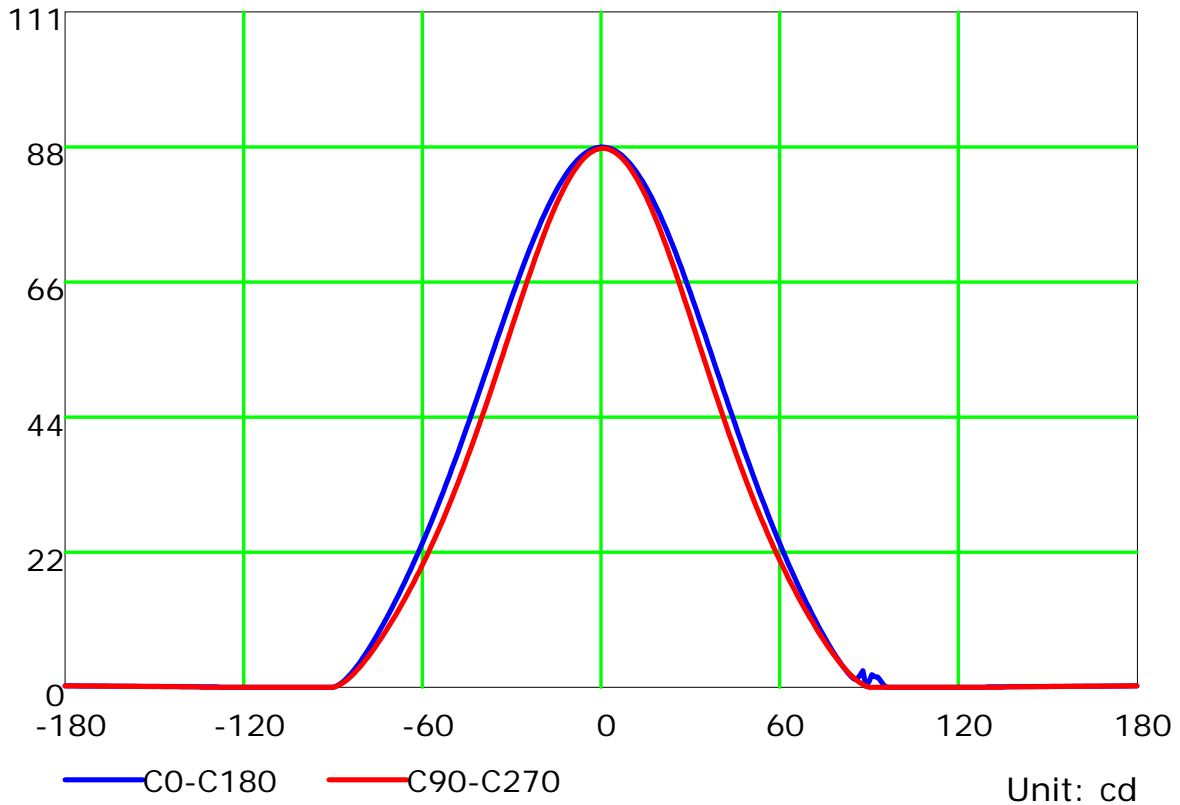
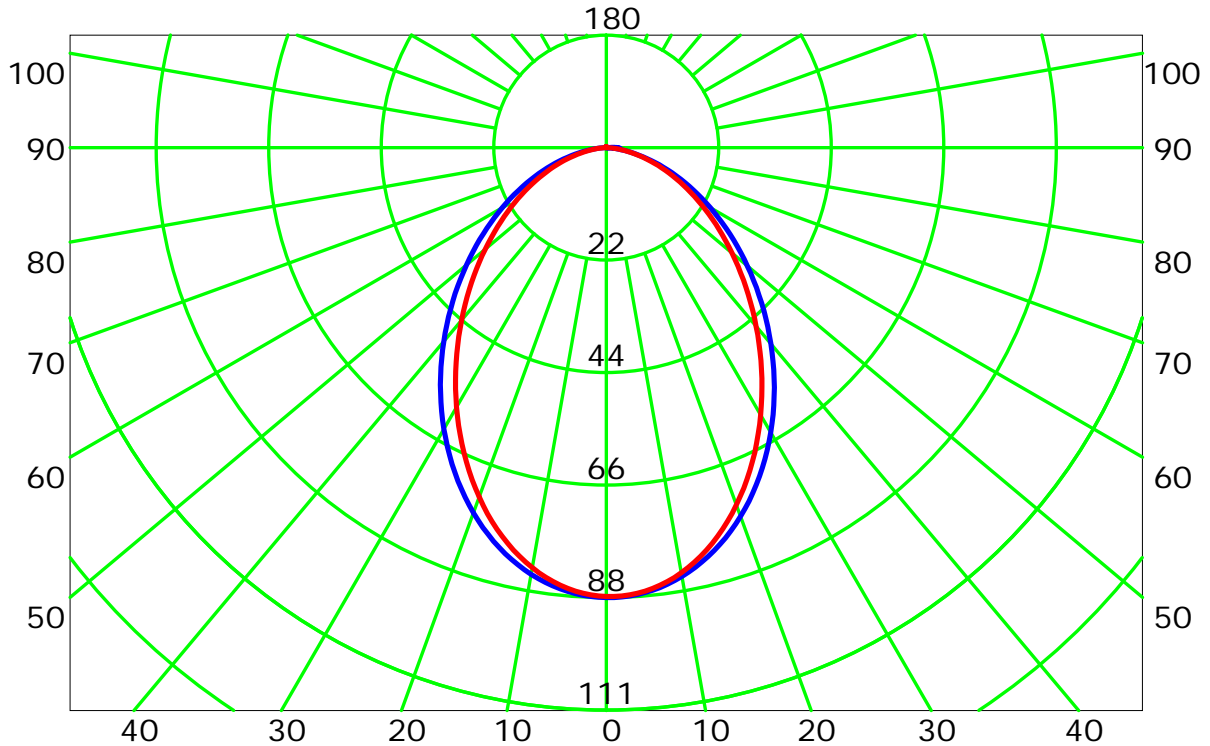


C Plane (°):0.0-360.0: 45.0
 Test Lab:
 Test Type: TYPE C
 Temperature:
 Operator:

Gamma Plane (°):0.0-180.0:1.0
 Test Device: GPM-1800B
 Distance: 7.979 m
 Humidity:
 Inspector:



Luminous Intensity Distribution Curve

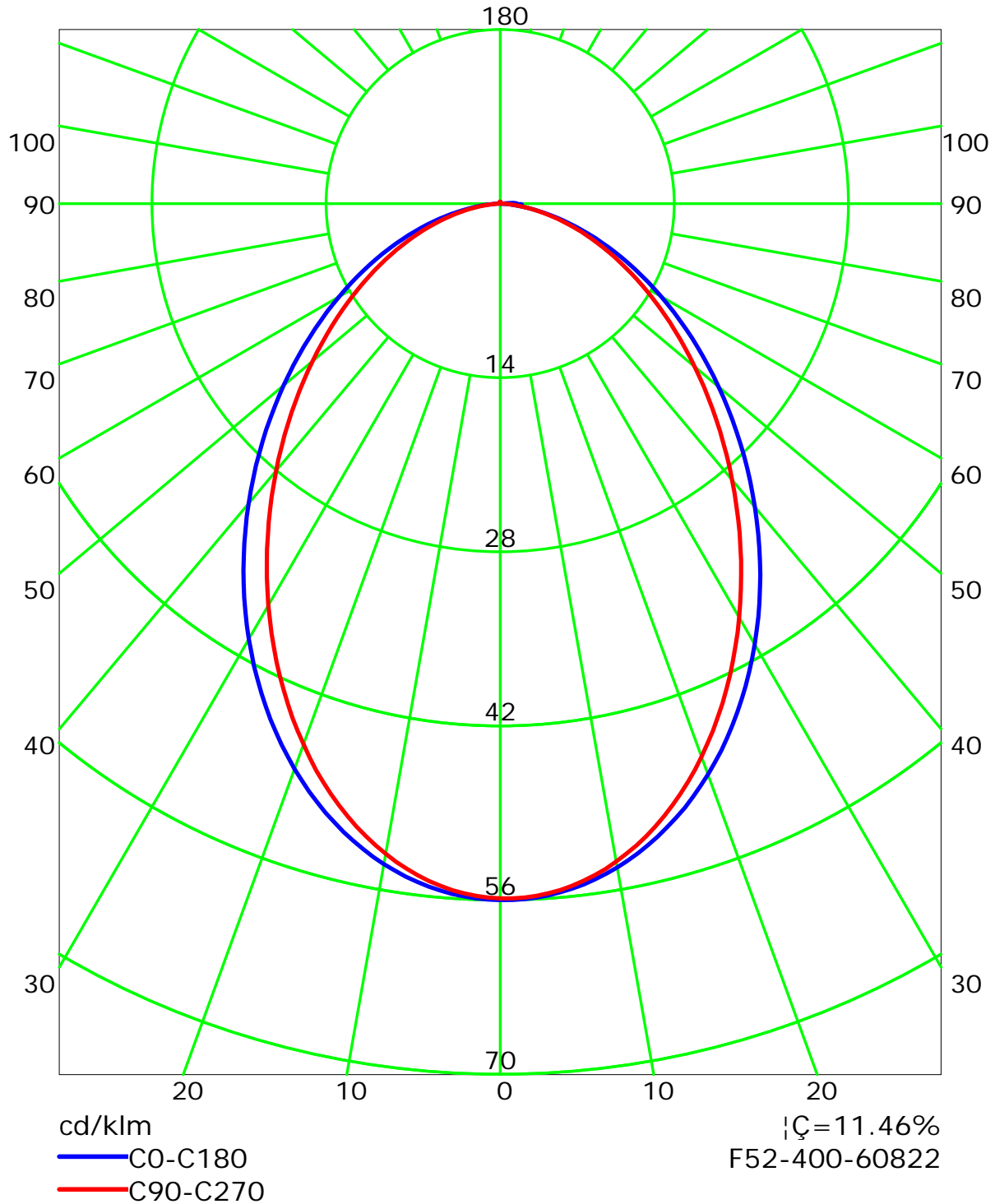


C Plane (°):0.0-360.0: 45.0
Test Lab:
Test Type: TYPE C
Temperature:
Operator:

Gamma Plane (°):0.0-180.0:1.0
Test Device: GPM-1800B
Distance: 7.979 m
Humidity:
Inspector:



Luminous Intensity Distribution Curve(cd/klm)

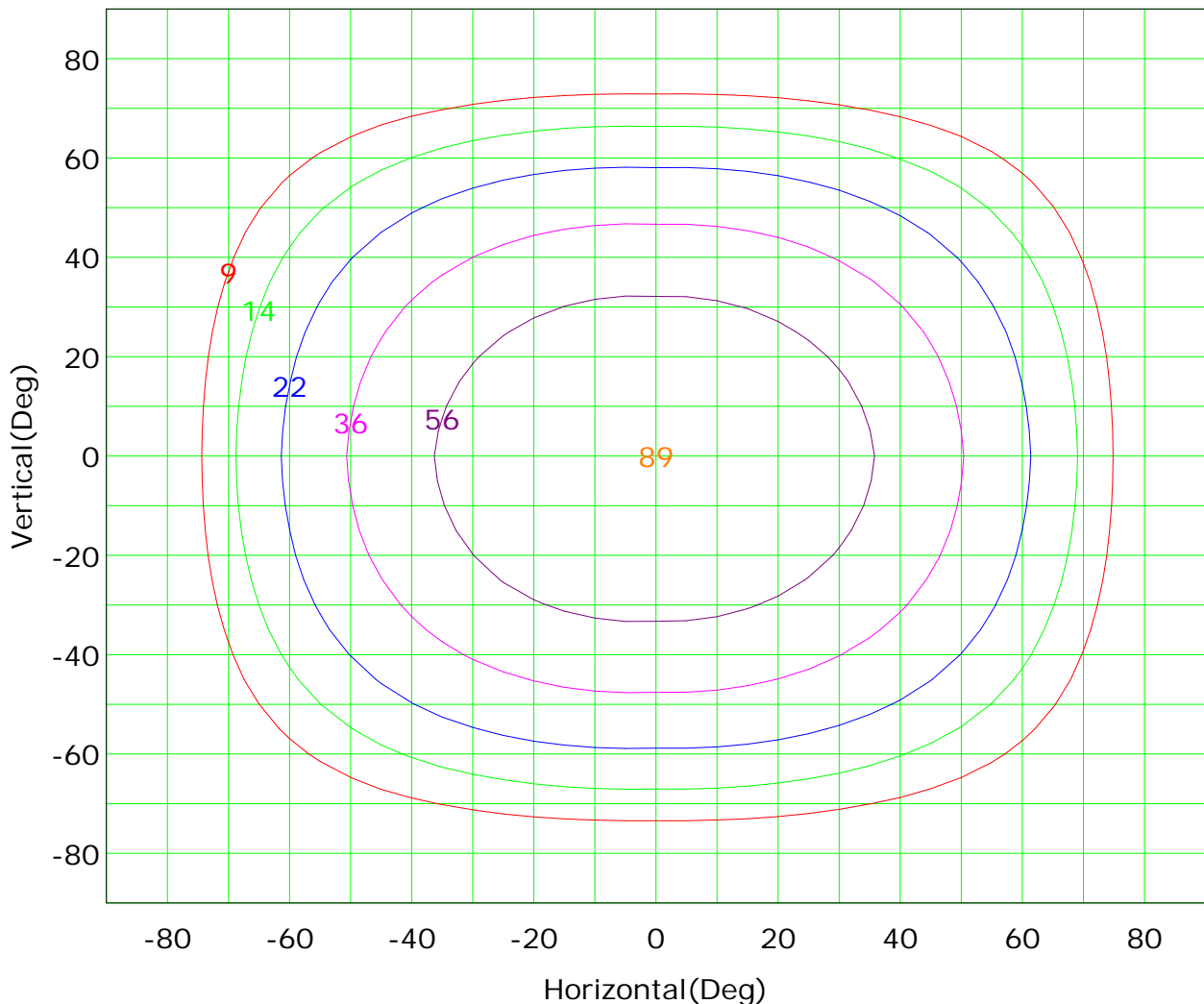


C Plane (°):0.0-360.0: 45.0
Test Lab:
Test Type: TYPE C
Temperature:
Operator:

Gamma Plane (°):0.0-180.0:1.0
Test Device: GPM-1800B
Distance: 7.979 m
Humidity:
Inspector:



Isocandela (rectangle)



Imax (100%): 89 cd

— (10%):	9 cd	— (16%):	14 cd
— (25%):	22 cd	— (40%):	36 cd
— (63%):	56 cd	— (100%):	89 cd

C Plane (°):0.0-360.0: 45.0

Test Lab:

Test Type: TYPE C

Temperature:

Operator:

Gamma Plane (°):0.0-180.0:1.0

Test Device: GPM-1800B

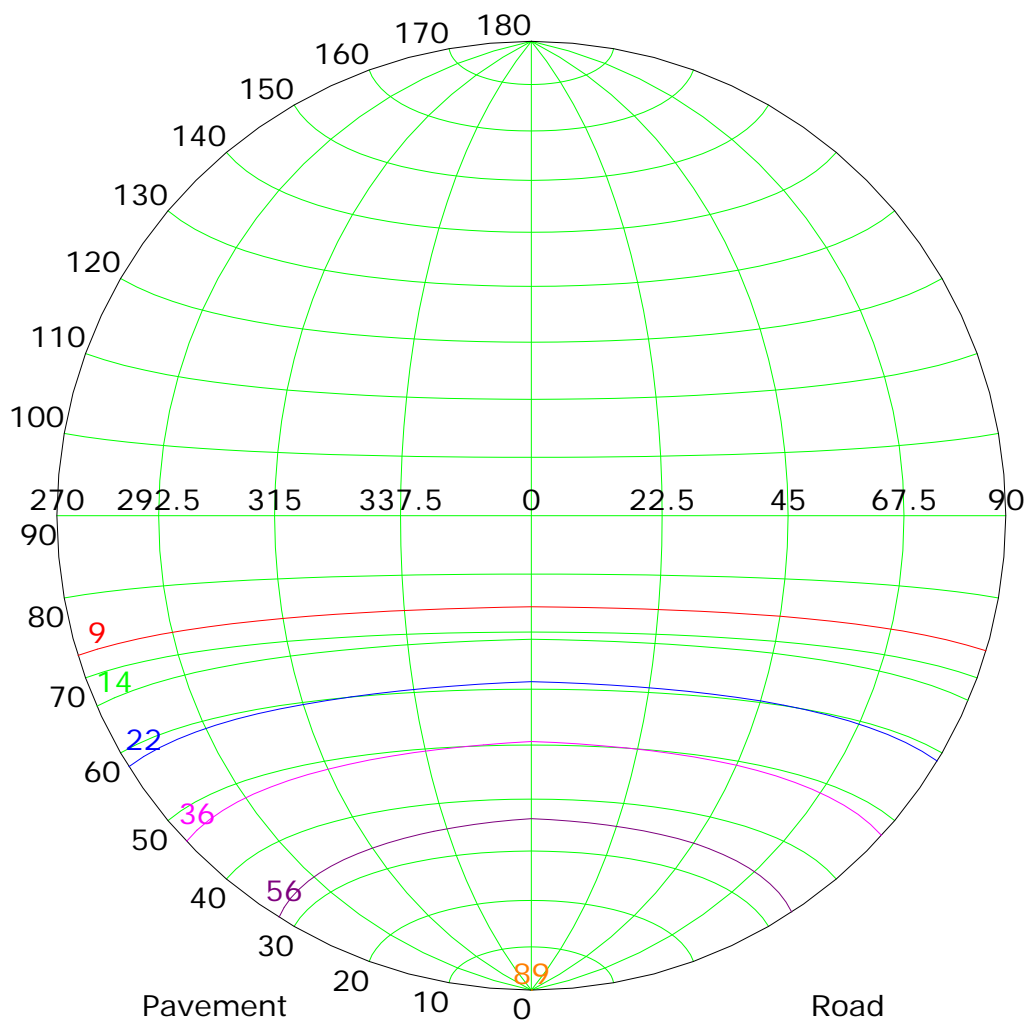
Distance: 7.979 m

Humidity:

Inspector:



Isocandela (sphere)



Imax (100%): 89 cd

— (10%):	9 cd	— (16%):	14 cd
— (25%):	22 cd	— (40%):	36 cd
— (63%):	56 cd	— (100%):	89 cd

C Plane (°):0.0-360.0: 45.0

Test Lab:

Test Type: TYPE C

Temperature:

Operator:

Gamma Plane (°):0.0-180.0:1.0

Test Device: GPM-1800B

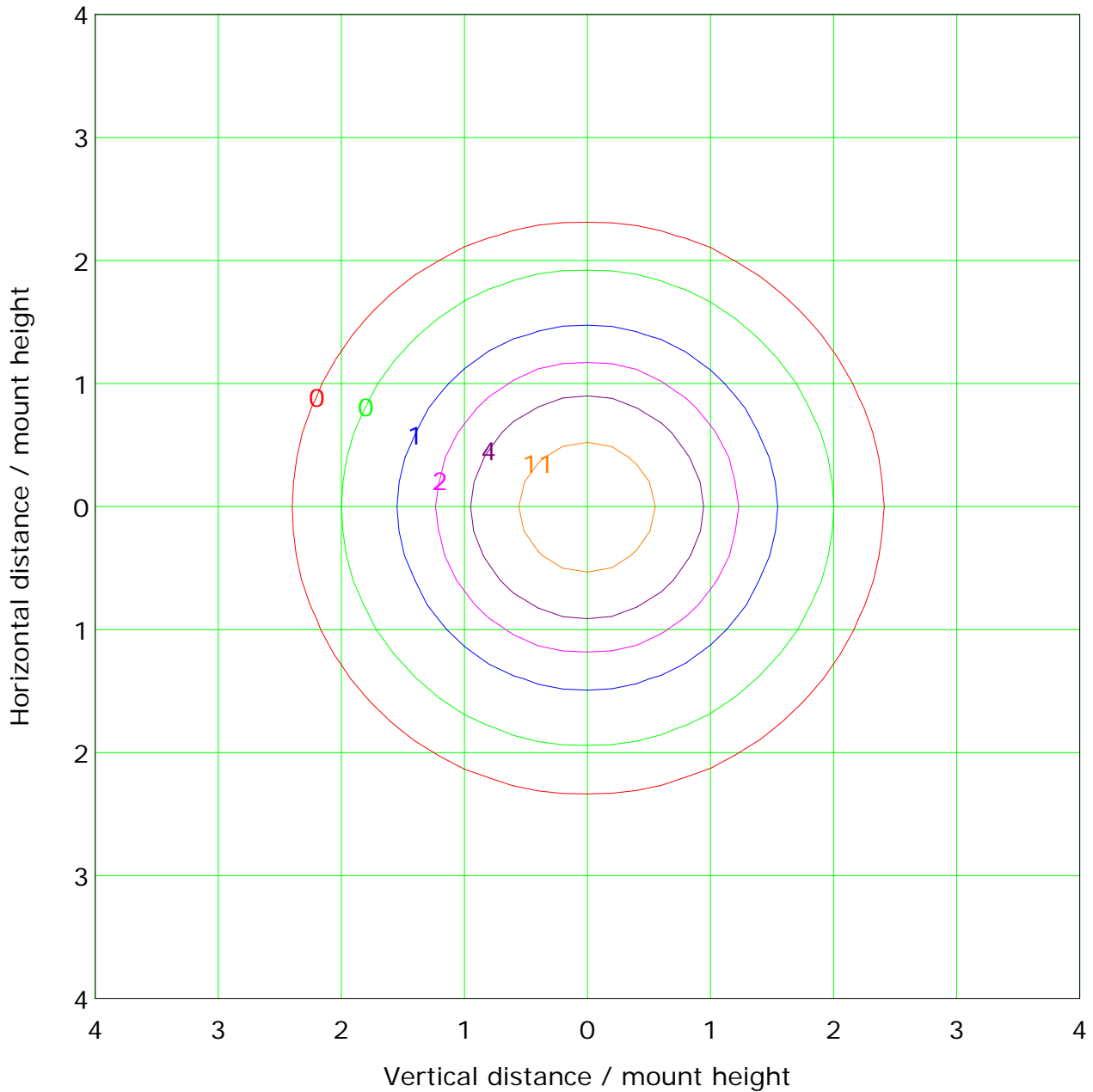
Distance: 7.979 m

Humidity:

Inspector:



IsoLux Plot



Mounting Height: 2.0m		Max Lux(100%): 22.2 lx	
— (1%):	0.2 lx	— (2%):	0.4 lx
— (5%):	1.1 lx	— (10%):	2.2 lx
— (20%):	4.4 lx	— (50%):	11.1 lx
— (100%):	22.2 lx		

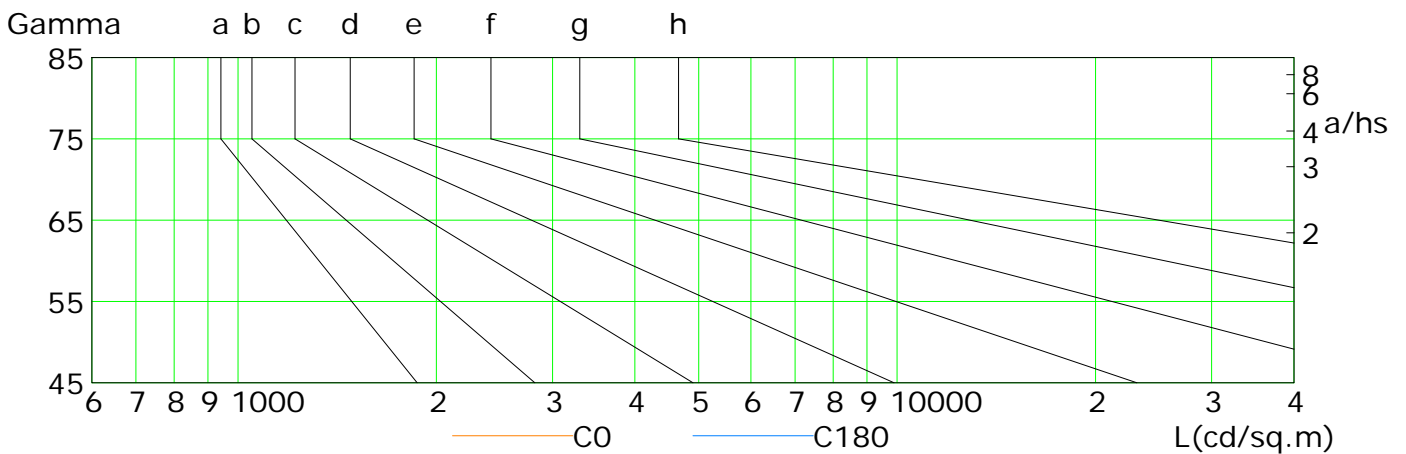
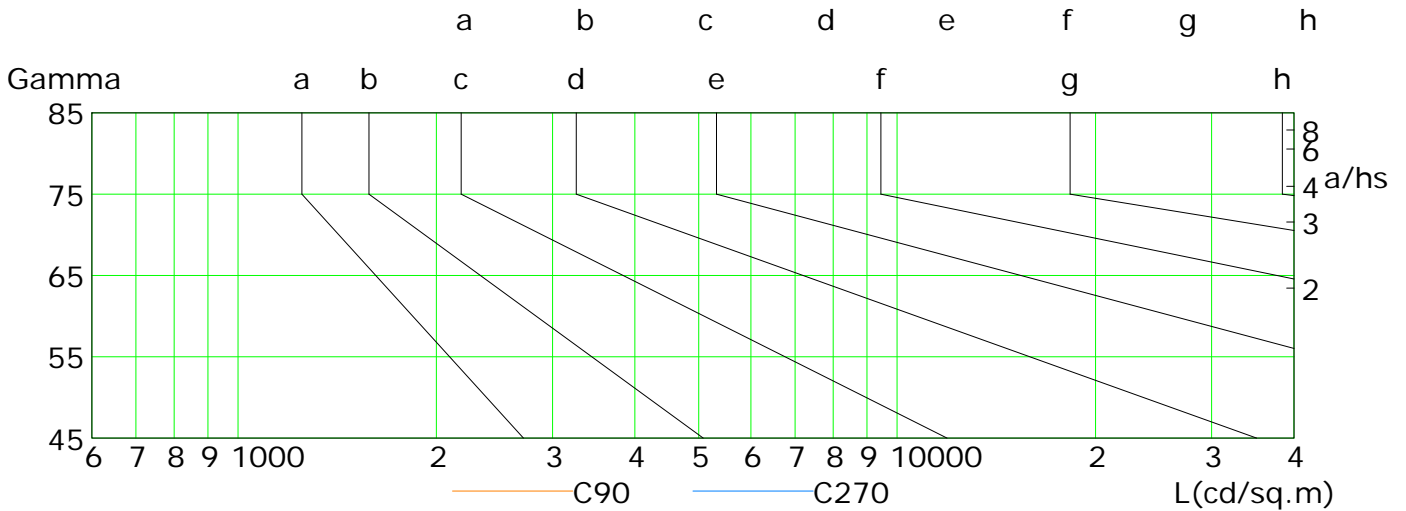
C Plane (°):0.0-360.0: 45.0
 Test Lab:
 Test Type: TYPE C
 Temperature:
 Operator:

Gamma Plane (°):0.0-180.0:1.0
 Test Device: GPM-1800B
 Distance: 7.979 m
 Humidity:
 Inspector:



Lum Limit Curve

Dazzle	Quality	Illuminance (lx)							
		a	b	c	d	e	f	g	h
1.15	A	2000	1000	500	<=300				
1.50	B		2000	1000	500	<=300			
1.85	C			2000	1000	500	<=300		
2.20	D				2000	1000	500	<=300	
2.55	E					2000	1000	500	<=300



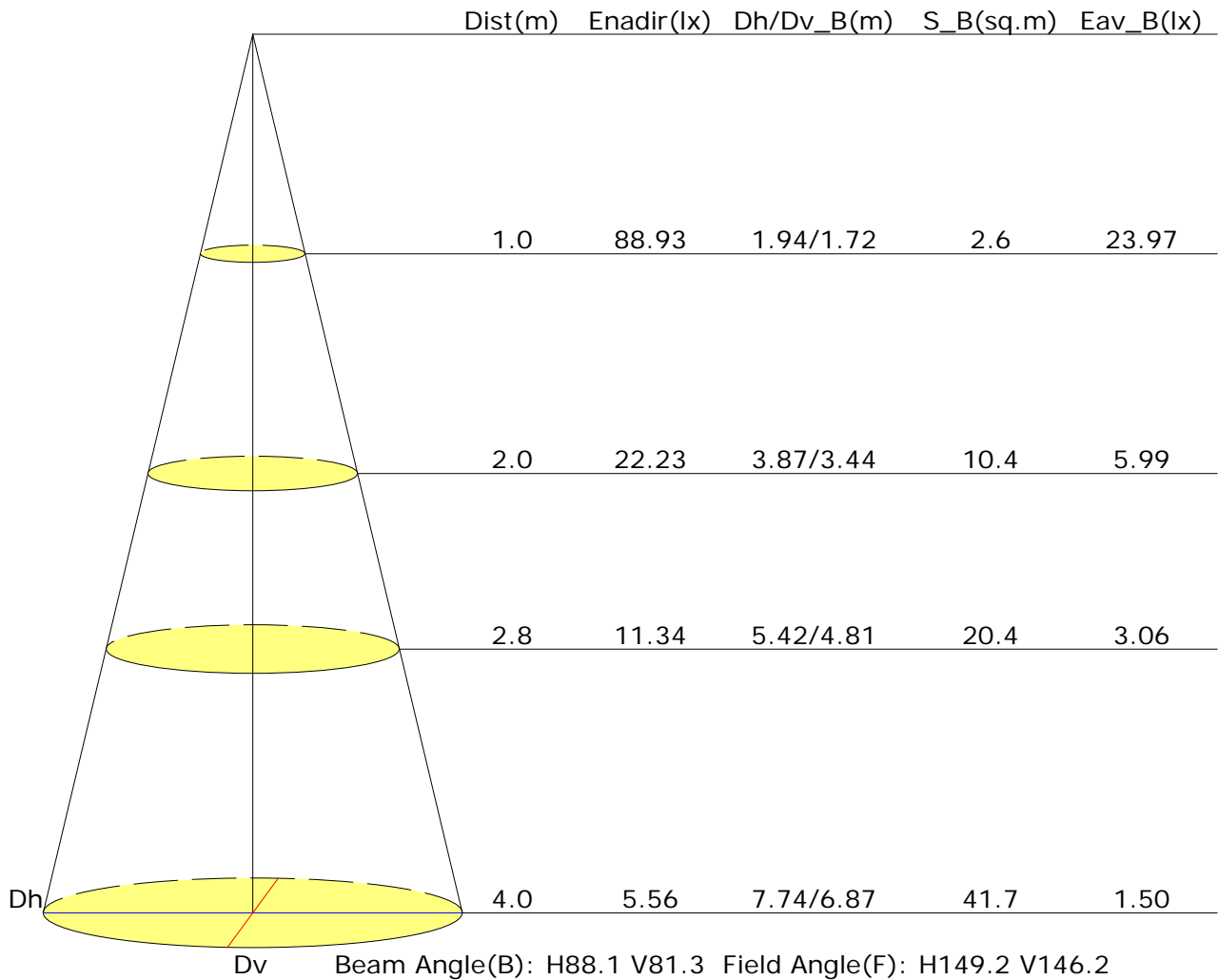
L(cd/sq.m)	G45	G50	G55	G60	G65	G70	G75	G80	G85
C0	43	36	30	24	18	13	8	4	1
C90	39	32	26	21	16	12	8	4	2
C180	43	36	30	24	18	13	9	5	2
C270	38	31	25	20	15	11	7	4	1

C Plane (°):0.0-360.0: 45.0
 Test Lab:
 Test Type: TYPE C
 Temperature:
 Operator:

Gamma Plane (°):0.0-180.0:1.0
 Test Device: GPM-1800B
 Distance: 7.979 m
 Humidity:
 Inspector:

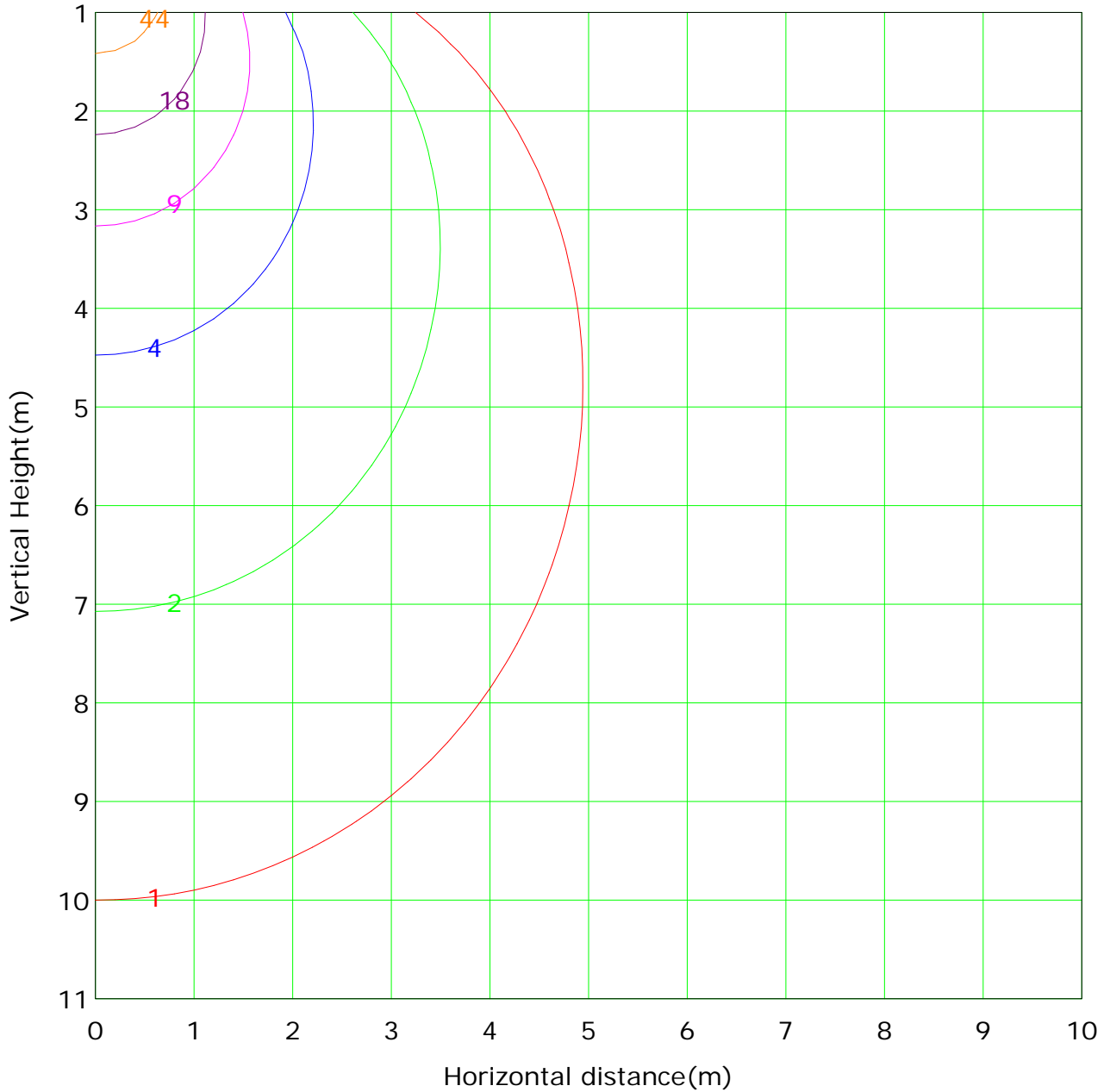


Illuminance at a Distance





Vertical IsoLux Plot



Lowest(m): 1.0m	Highest(m): 11.0m	Max Lux: 88.9 lx
— (1%): 0.9 lx	— (2%): 1.8 lx	
— (5%): 4.4 lx	— (10%): 8.9 lx	
— (20%): 17.8 lx	— (50%): 44.5 lx	
— (100%): 88.9 lx		

C Plane (°):0.0-360.0: 45.0
 Test Lab:
 Test Type: TYPE C
 Temperature:
 Operator:

Gamma Plane (°):0.0-180.0:1.0
 Test Device: GPM-1800B
 Distance: 7.979 m
 Humidity:
 Inspector: