



Report No.:

Test Time: 01/08/2018 16:42

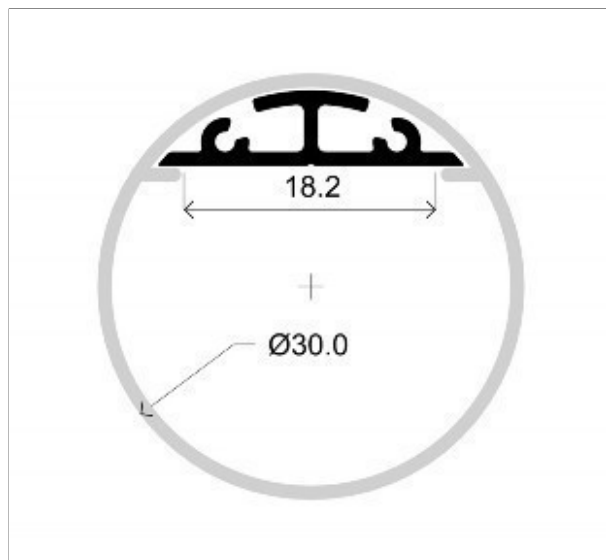
Luminaire Property

Luminaire Manufacturer: Lighting Line
 Luminaire Description: LLP-NE02-15 + LLD-15-WM
 Lamp Description: Strip 14,4W/m 60led/m Number of Lamps: 1
 Lumens per Lamp: 1579 lm Voltage: 24.0 V
 Current: 0.596 A Power: 14.31 W
 Power Factor: 1.000

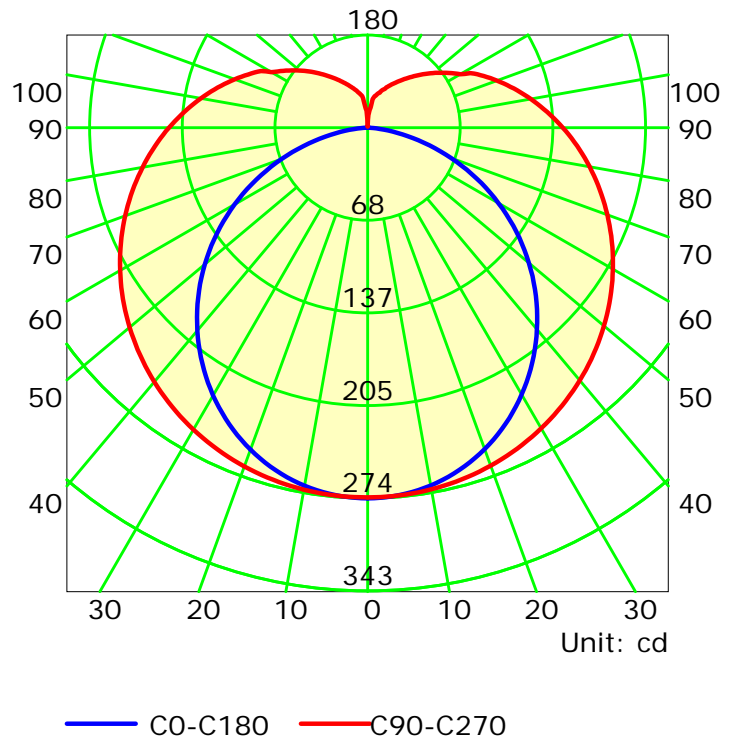
Photometric Results

CIE Class: Semi-Direct	Total Rated Lamp Lumens: 1579.0 lm
Measurement Flux: 1378.6 lm	Efficiency: 87.31%
Downward Ratio: 67.96%	Upward Ratio: 19.35%
Field Angle(C0/C180,C90/C270,C45/C225,C135/315): 157.9, 325.8, 302.7, 300.3	
Beam Angle(C0/C180,C90/C270,C45/C225,C135/315): 109.1, 188.1, 146.0, 144.4	
Luminaire Efficacy Rating (LER): 96.39	Central Intensity: 274.56 cd
Max. Intensity: 274.56 cd	Pos of Max. Intensity: H0 V0
S/MH(C0/C180): 1.24	S/MH(C90/C270): 1.41

Picture Of Luminaire



Luminous Intensity Distribution Curve

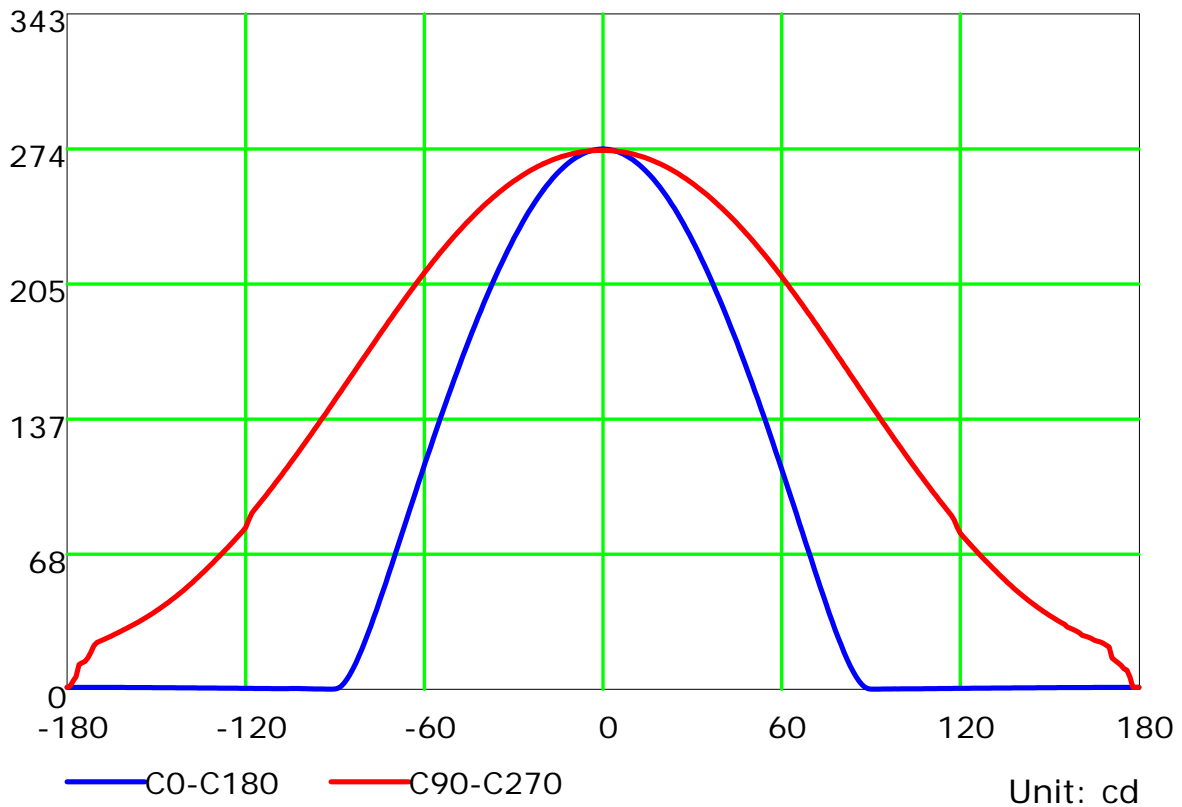
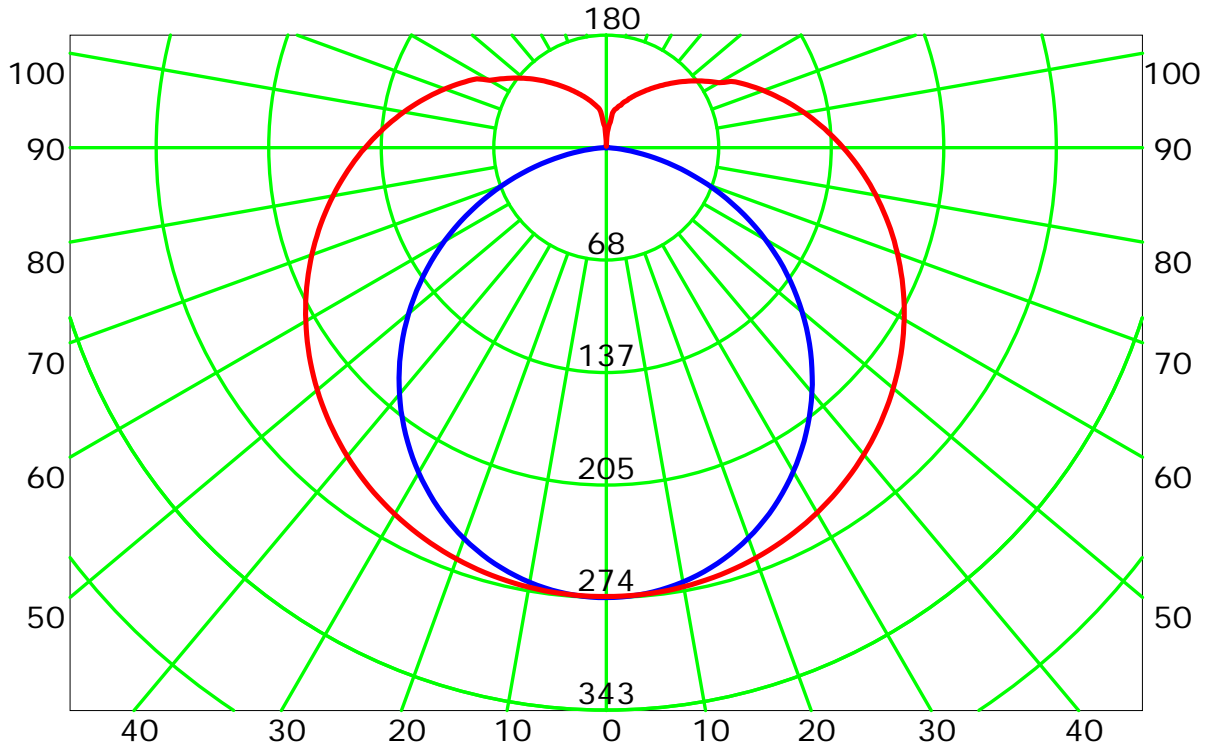


C Plane (°):0.0-360.0: 10.0
 Test Lab:
 Test Type: TYPE C
 Temperature:
 Operator:

Gamma Plane (°):0.0-180.0:1.0
 Test Device: GPM-2000
 Distance: 7.970 m
 Humidity:
 Inspector:



Luminous Intensity Distribution Curve

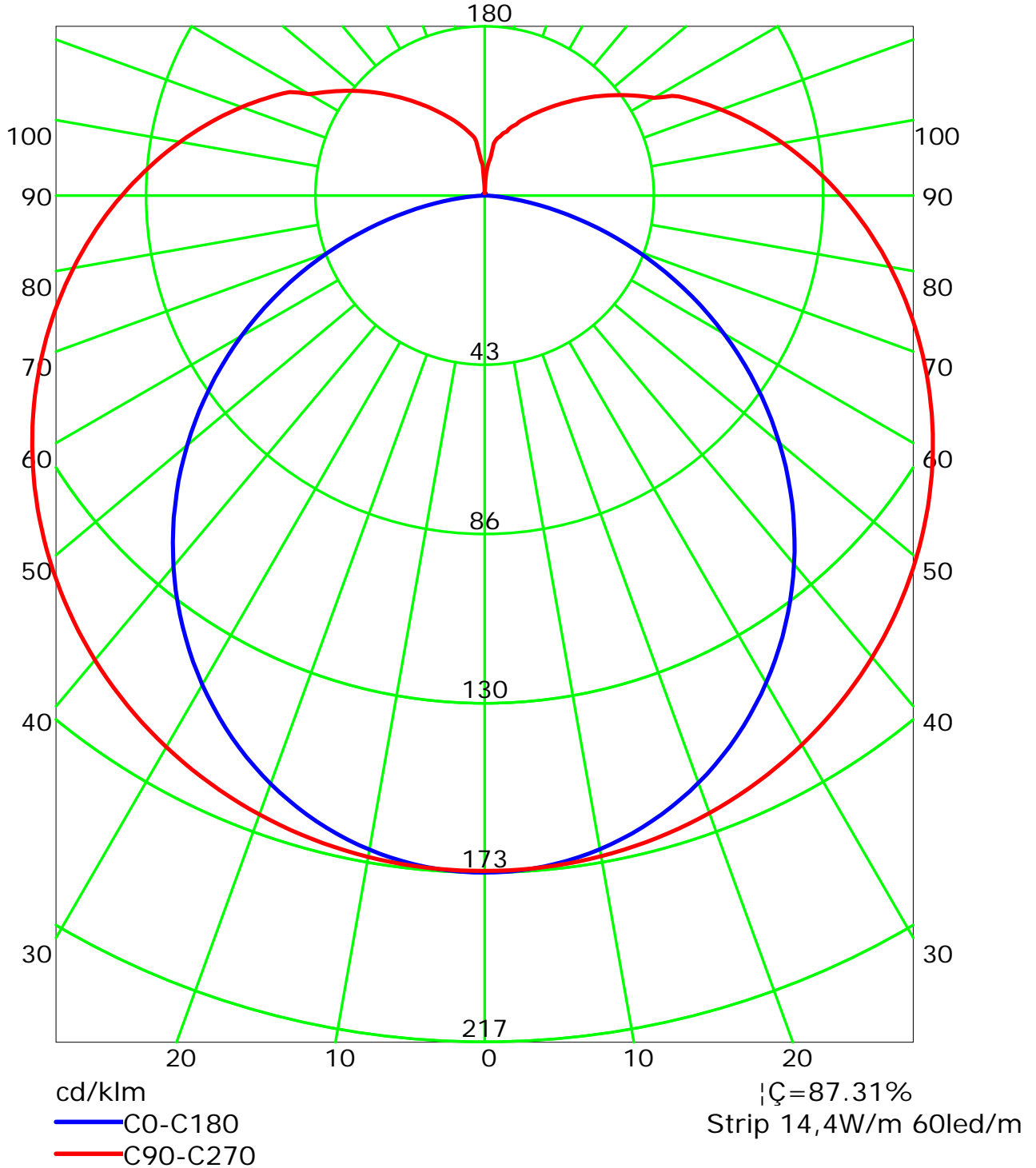


C Plane (°):0.0-360.0: 10.0
 Test Lab:
 Test Type: TYPE C
 Temperature:
 Operator:

Gamma Plane (°):0.0-180.0:1.0
 Test Device: GPM-2000
 Distance: 7.970 m
 Humidity:
 Inspector:



Luminous Intensity Distribution Curve(cd/klm)

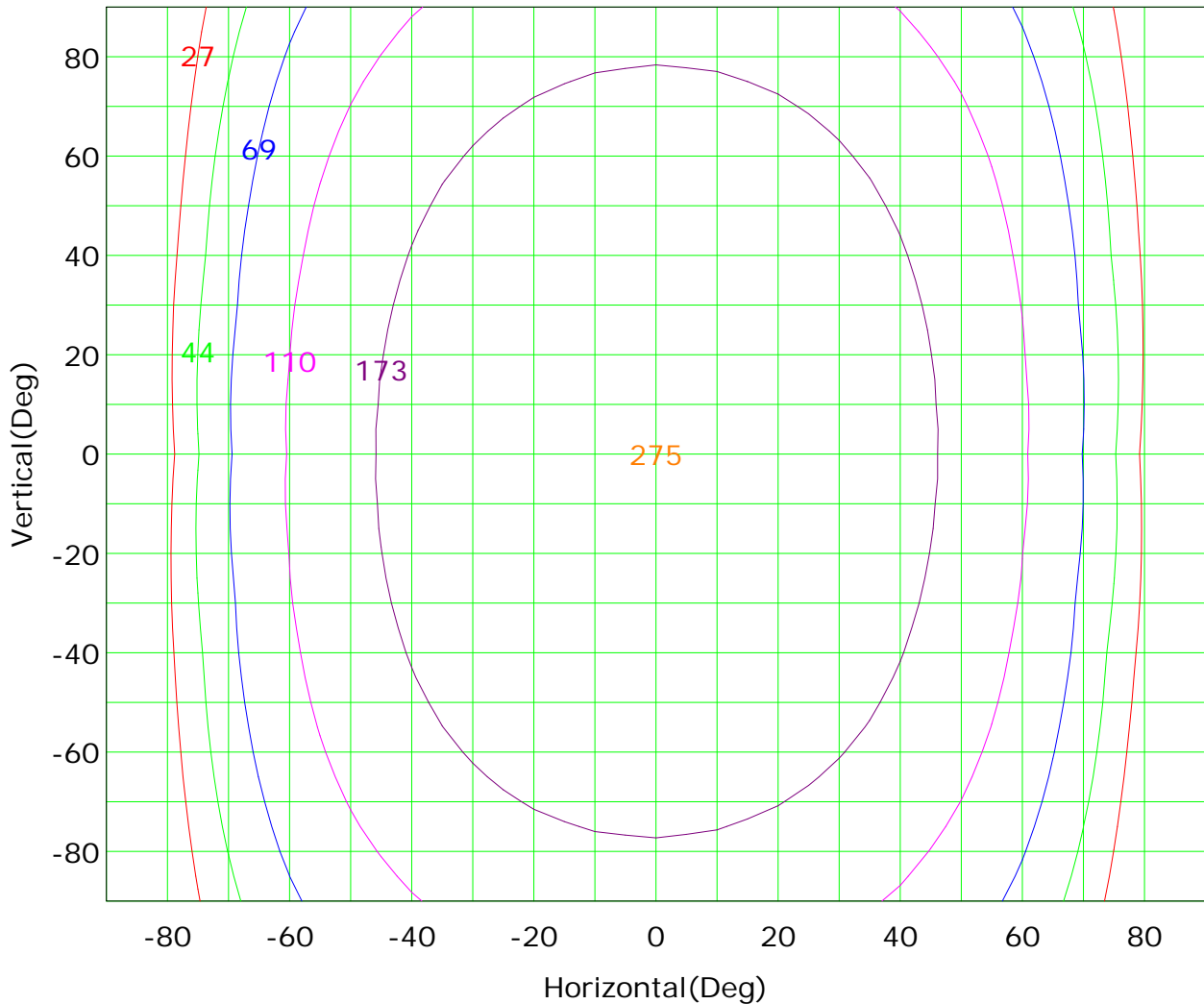


C Plane (°):0.0-360.0: 10.0
Test Lab:
Test Type: TYPE C
Temperature:
Operator:

Gamma Plane (°):0.0-180.0:1.0
Test Device: GPM-2000
Distance: 7.970 m
Humidity:
Inspector:



Isocandela (rectangle)



Imax (100%): 275 cd

- | | | | |
|-----------|--------|-----------|--------|
| — (10%): | 27 cd | — (16%): | 44 cd |
| — (25%): | 69 cd | — (40%): | 110 cd |
| — (63%): | 173 cd | — (100%): | 275 cd |

C Plane (°):0.0-360.0: 10.0

Test Lab:

Test Type: TYPE C

Temperature:

Operator:

Gamma Plane (°):0.0-180.0:1.0

Test Device: GPM-2000

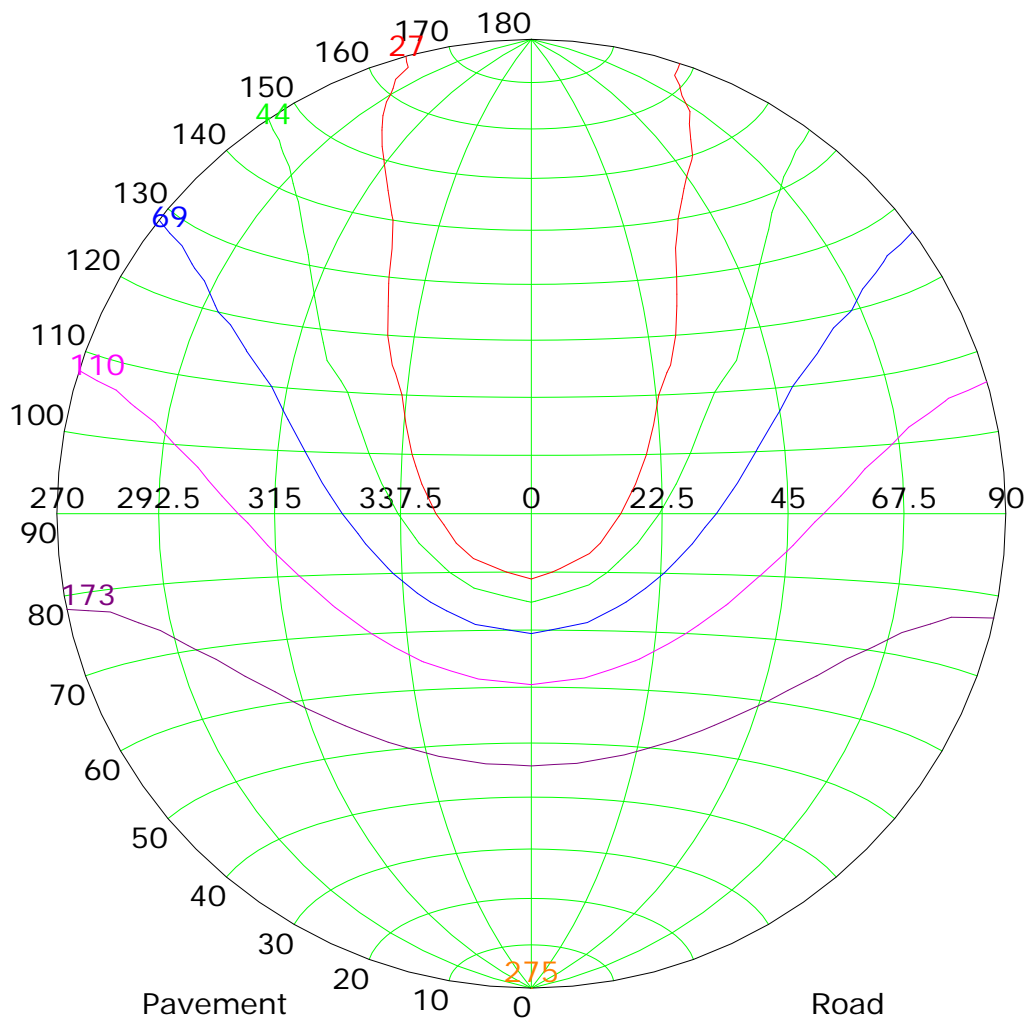
Distance: 7.970 m

Humidity:

Inspector:



Isocandela (sphere)



Imax (100%): 275 cd

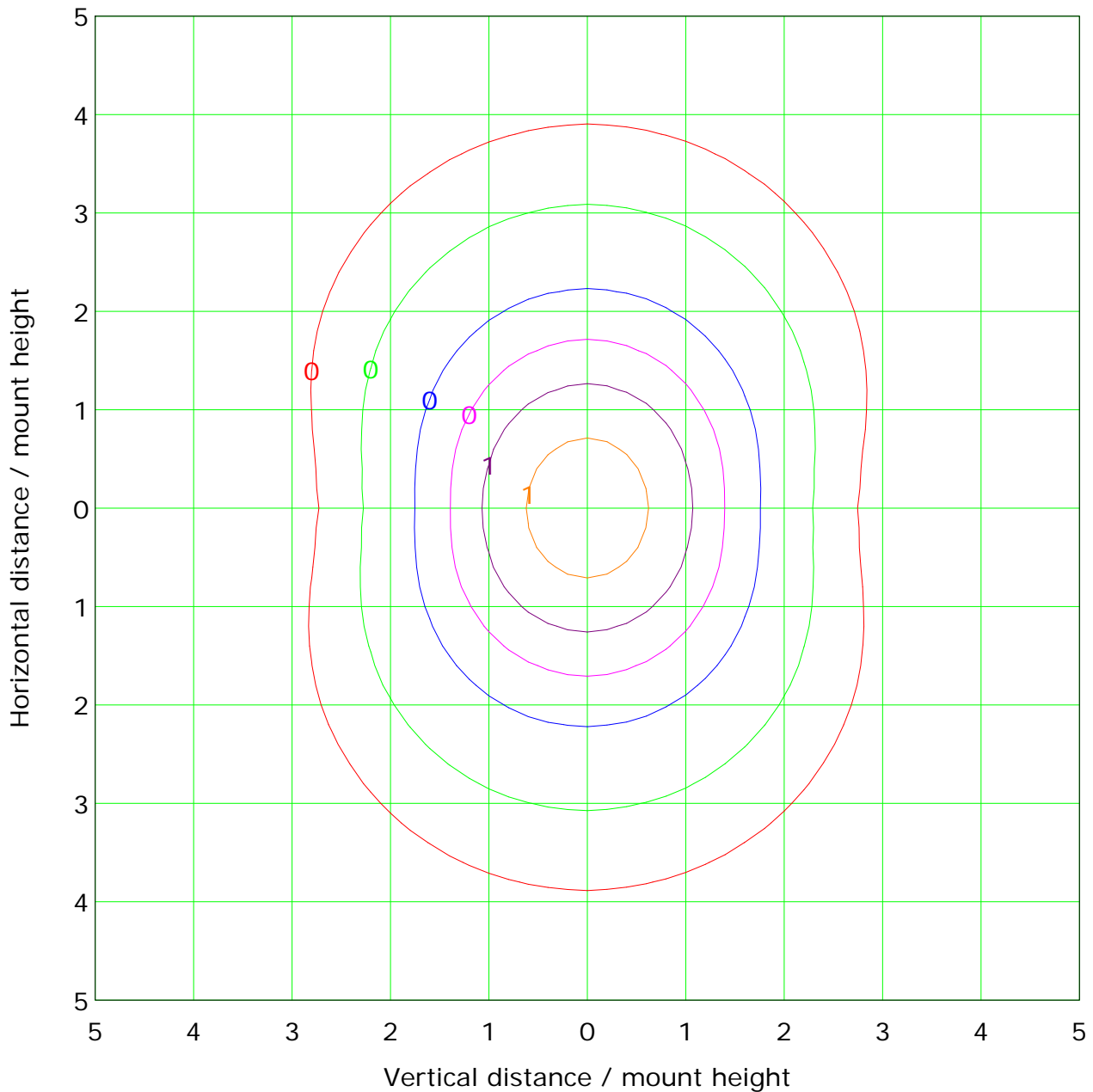
— (10%):	27 cd	— (16%):	44 cd
— (25%):	69 cd	— (40%):	110 cd
— (63%):	173 cd	— (100%):	275 cd

C Plane (°):0.0-360.0: 10.0
 Test Lab:
 Test Type: TYPE C
 Temperature:
 Operator:

Gamma Plane (°):0.0-180.0:1.0
 Test Device: GPM-2000
 Distance: 7.970 m
 Humidity:
 Inspector:



IsoLux Plot



Mounting Height: 10.0m		Max Lux(100%): 2.7 lx	
— (1%):	0.0 lx	— (2%):	0.1 lx
— (5%):	0.1 lx	— (10%):	0.3 lx
— (20%):	0.5 lx	— (50%):	1.4 lx
— (100%):	2.7 lx		

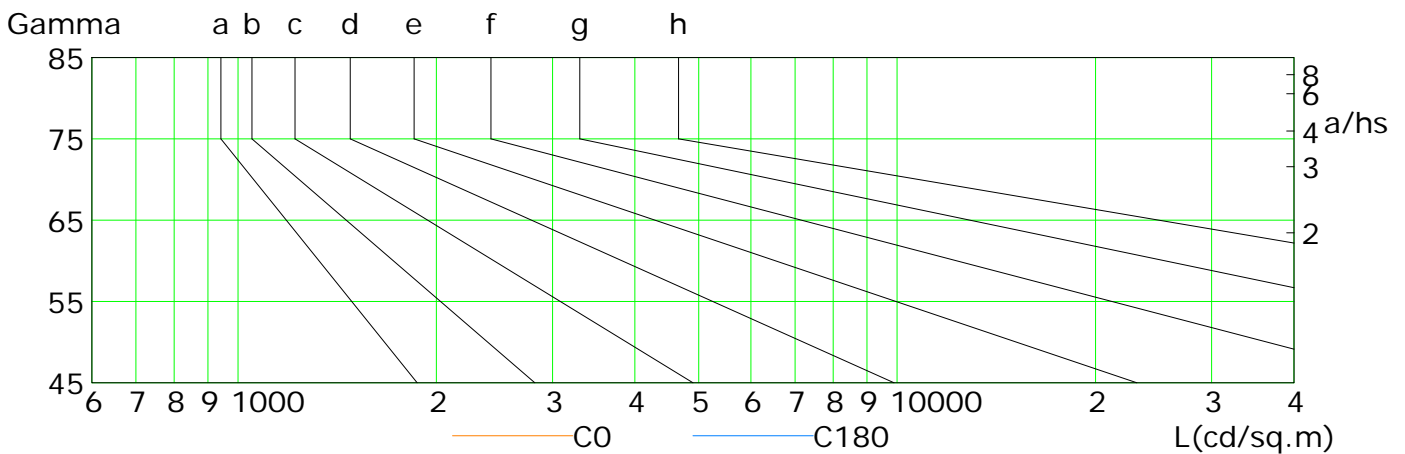
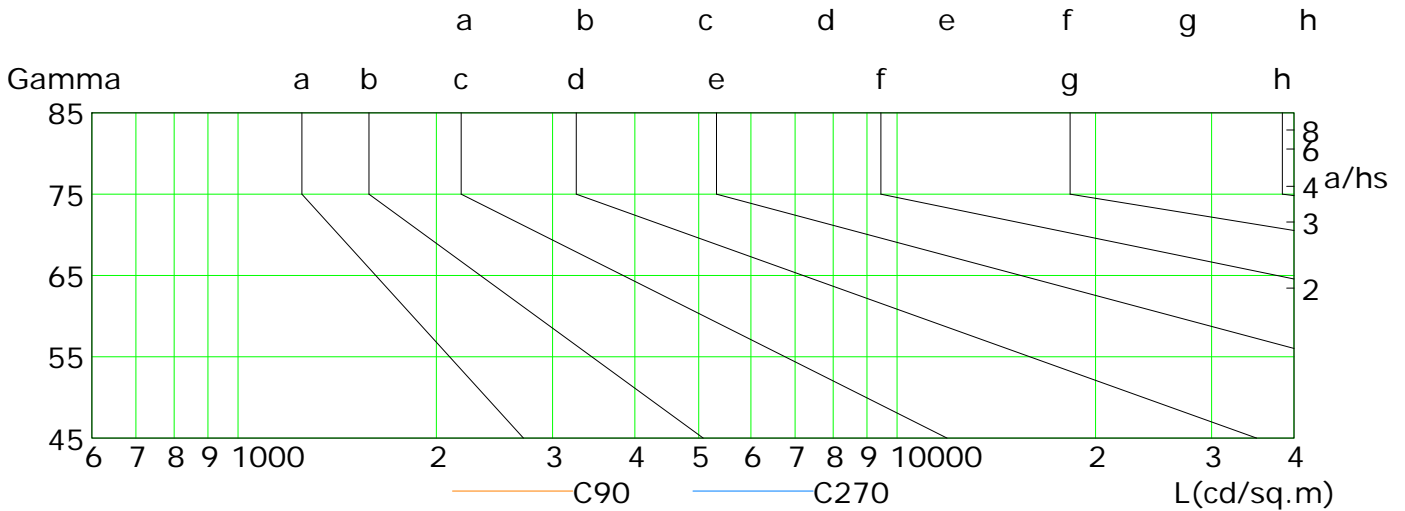
C Plane (°):0.0-360.0: 10.0
 Test Lab:
 Test Type: TYPE C
 Temperature:
 Operator:

Gamma Plane (°):0.0-180.0:1.0
 Test Device: GPM-2000
 Distance: 7.970 m
 Humidity:
 Inspector:



Lum Limit Curve

Dazzle	Quality	Illuminance (lx)							
		a	b	c	d	e	f	g	h
1.15	A	2000	1000	500	<=300				
1.50	B		2000	1000	500	<=300			
1.85	C			2000	1000	500	<=300		
2.20	D				2000	1000	500	<=300	
2.55	E					2000	1000	500	<=300



L(cd/sq.m)	G45	G50	G55	G60	G65	G70	G75	G80	G85
C0	176	156	134	112	89	66	43	23	6
C90	237	228	219	210	200	189	178	167	156
C180	177	157	136	114	91	68	45	24	8
C270	238	230	221	212	202	191	180	169	158

C Plane (°):0.0-360.0: 10.0

Test Lab:

Test Type: TYPE C

Temperature:

Operator:

Gamma Plane (°):0.0-180.0:1.0

Test Device: GPM-2000

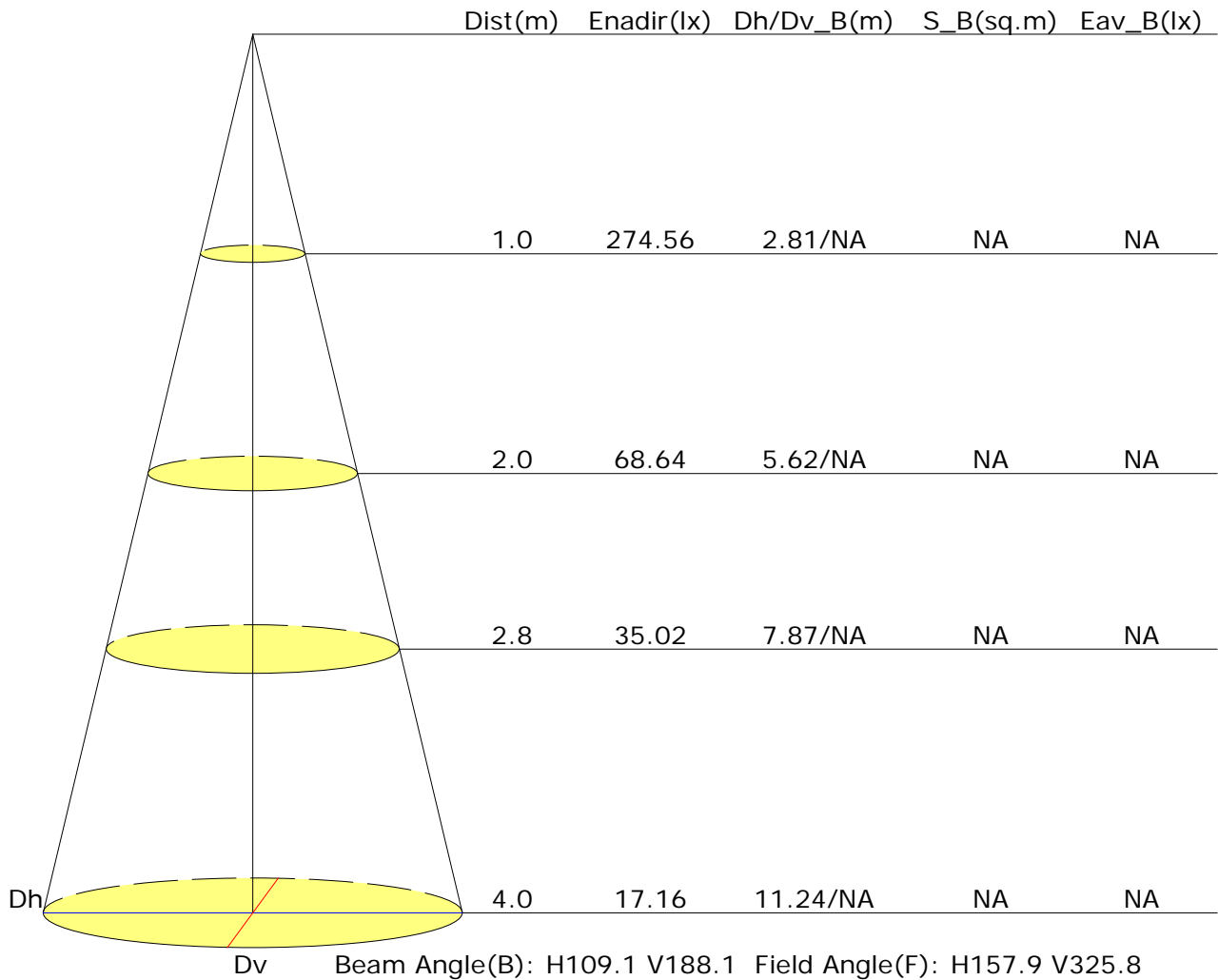
Distance: 7.970 m

Humidity:

Inspector:

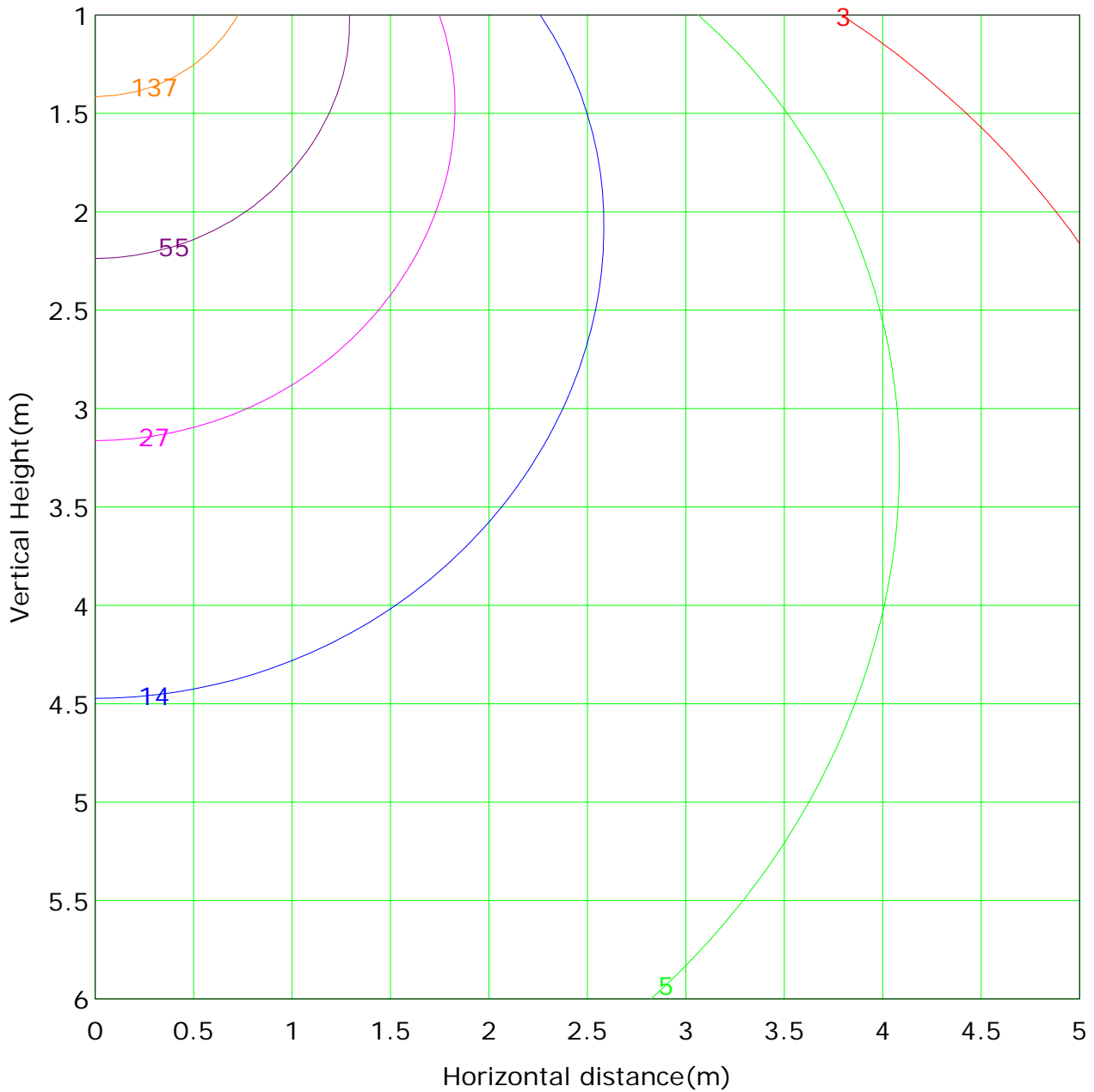


Illuminance at a Distance





Vertical IsoLux Plot



Lowest(m): 1.0m	Highest(m): 6.0m	Max Lux: 274.6 lx
— (1%): 2.7 lx	— (2%): 5.5 lx	
— (5%): 13.7 lx	— (10%): 27.5 lx	
— (20%): 54.9 lx	— (50%): 137.3 lx	
— (100%): 274.6 lx		

C Plane (°):0.0-360.0: 10.0
 Test Lab:
 Test Type: TYPE C
 Temperature:
 Operator:

Gamma Plane (°):0.0-180.0:1.0
 Test Device: GPM-2000
 Distance: 7.970 m
 Humidity:
 Inspector: